

CHAPTER 6

FIRE PROTECTION SYSTEMS

SIGNAGE

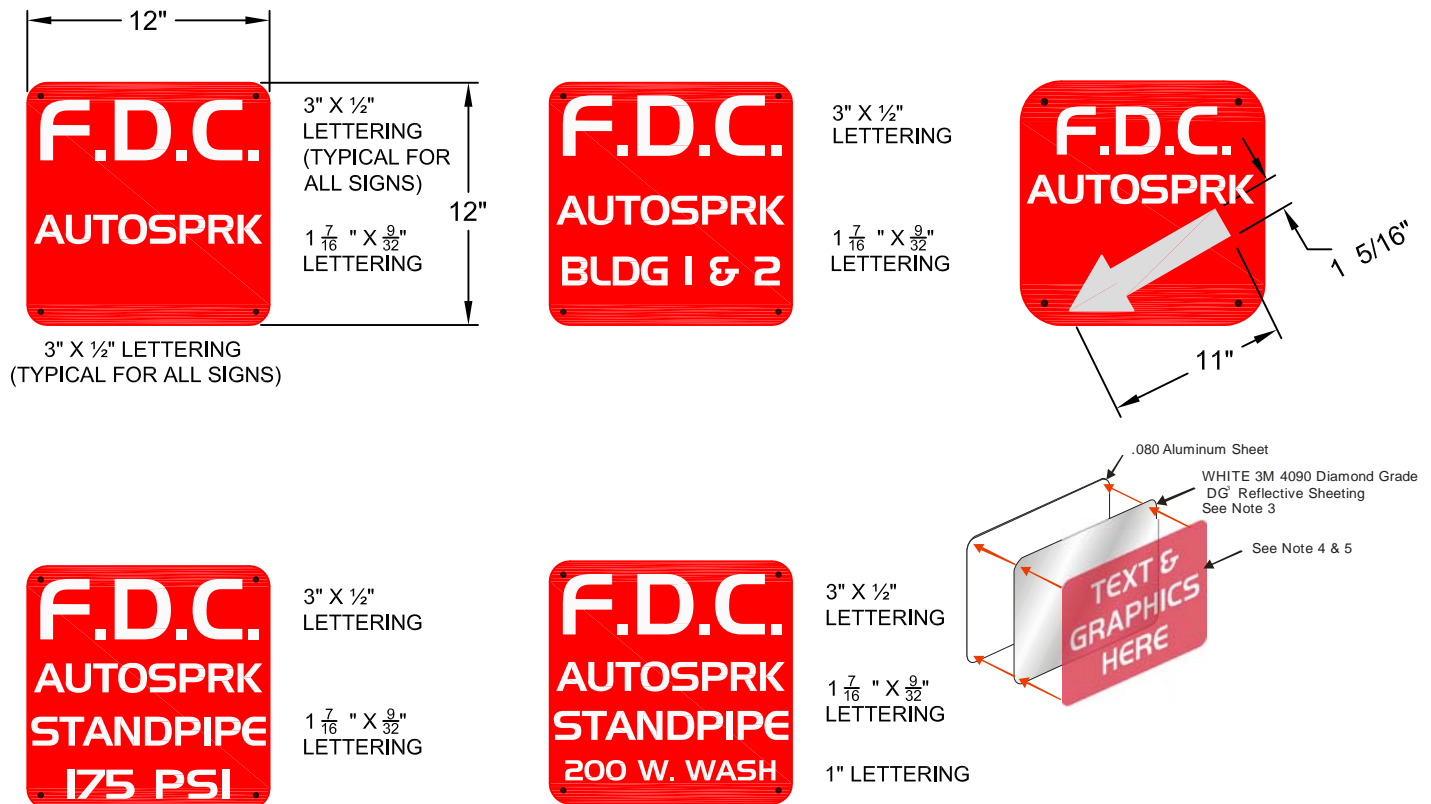
CONTENTS:

- *FDC Signs and Installations*
- *FDC Directory*
- *Standpipe Signage*
- *Bollard Crash Protection for Standpipes*
- *Alarm Panel Signage*
- *Sprinkler Riser Room Signage*
- *Hydrant Signage*
- *Hose Cabinet Signage*
- *Post Indicator Valve Signage*
- *FD Control Room Signage*

PURPOSE:

Proper identified fire protection systems will enable firefighters to more efficiently do their job. This means a better outcome for the Property owner.

Each fire department connection shall be identified by a permanent weather resistant sign. When the building system supplied by the FDC does not supply the entire building or supplies multiple buildings the sign shall identify the buildings or areas of the buildings supplied by the FDC. Fire department connections shall designate service design - for example, AUTOSPKR., STANDPIPE, and DRYSTANDPIPE. A sign shall also indicate the pressure required at the inlets to deliver the greatest systems demand if the system demand pressure is greater than 150 psi.



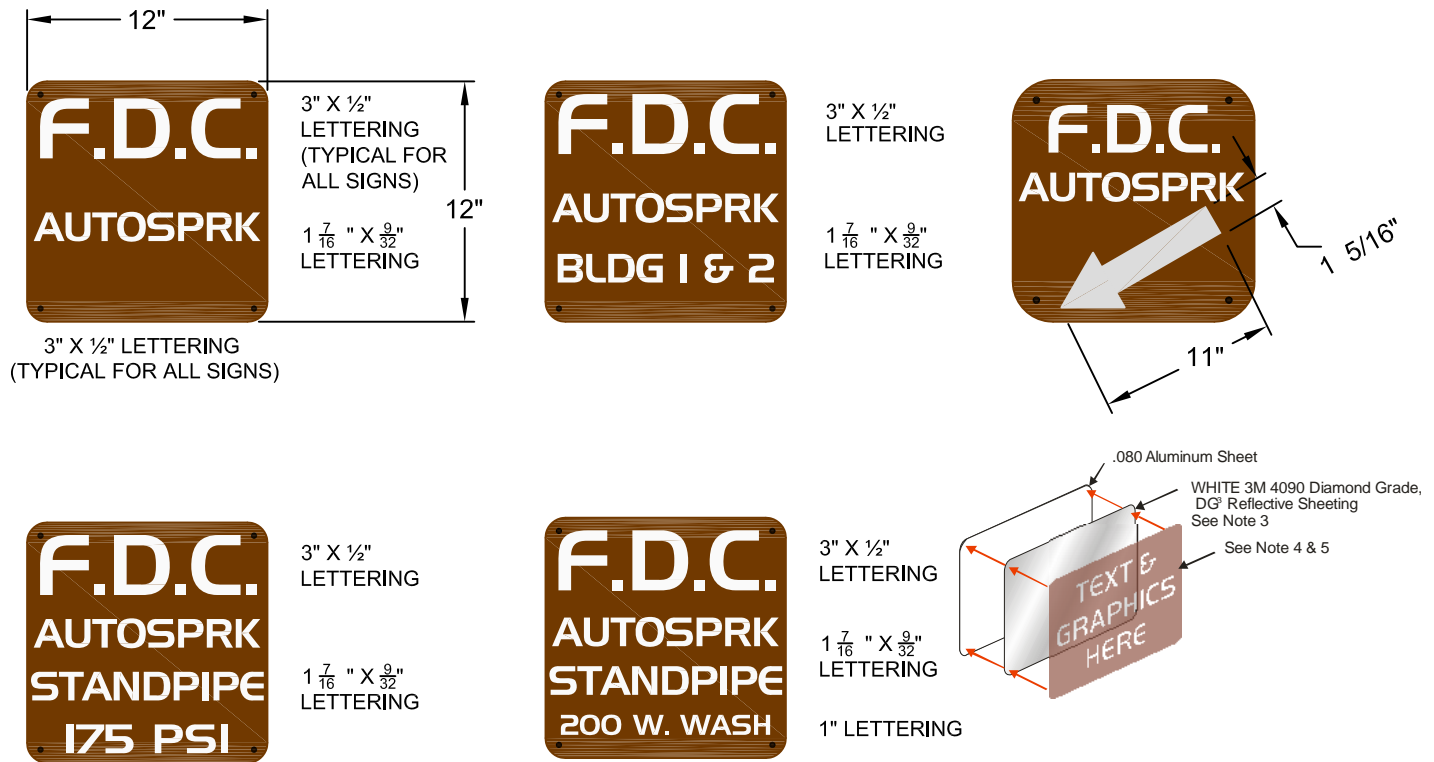
F.D.C. SIGN DETAILS

WHITE REFLECTIVE BACKGROUND
RED TRANSPARENT FILM

CONSTRUCTION and INSTALLATION NOTES:

1. THE SIGN FACE SHALL BE 12" X12" AND FABRICATED FROM .080 ALUMINUM SHEET WITH 1/2" RADIUS CORNERS.
2. FONT STYLE USED IS HANDEL GOTHIC BT CAPITAL FONTS
3. THE SIGN FACE SHALL HAVE A WHITE 3M DIAMOND GRADE REFLECTIVE SHEETING (DG³ 4090 SERIES OR EQUIVALENT) APPLIED AS A BACKGROUND TO THE ALUMINUM PLATES.
4. LETTERING / GRAPHICS SHALL BE DONE ONE OF THE FOLLOWING WAYS:
 - A. 3M SCOTCHLITE ACRYLIC, TRANSPARENT, ELECTRONIC CUTTABLE FILM (RED 1172 SERIES) INVERSE CUT TO ALLOW WHITE REFLECTIVE BACKGROUND TO SHOW THROUGH.
 - B. SCREEN PRINTED USING 3M 880I OR 880-00 SERIES TRAFFIC SIGN RED TRANSLUCENT INK. *BOTH PROCESSES (A OR B) WILL ACCOMPLISH A RED FIELD WITH WHITE COPY.*
5. ALL SIGN IMAGING SHALL BE IN COMPLIANCE WITH THE REFLECTIVE SHEETING MANUFACTURES MATCH COMPONENT SYSTEM.
6. TO BE INSTALLED ON THE WALL 5 - 7 FEET ABOVE GRADE OVER F.D.C. INLET.
7. REQUIRES PRE-APPROVAL BY A FIRE CODE OFFICIAL. 602-262-6771

Each fire department connection shall be identified by a permanent weather resistant sign. When the building system supplied by the FDC does not supply the entire building or supplies multiple buildings the sign shall identify the buildings or areas of the buildings supplied by the FDC. Fire department connections shall designate service design - for example, AUTOSPRK., STANDPIPE, and DRYSTANDPIPE. A sign shall also indicate the pressure required at the inlets to deliver the greatest systems demand if the system demand pressure is greater than 150 psi.



**RESIDENTIAL - MULTI FAMILY
F.D.C. SIGN DETAIL**

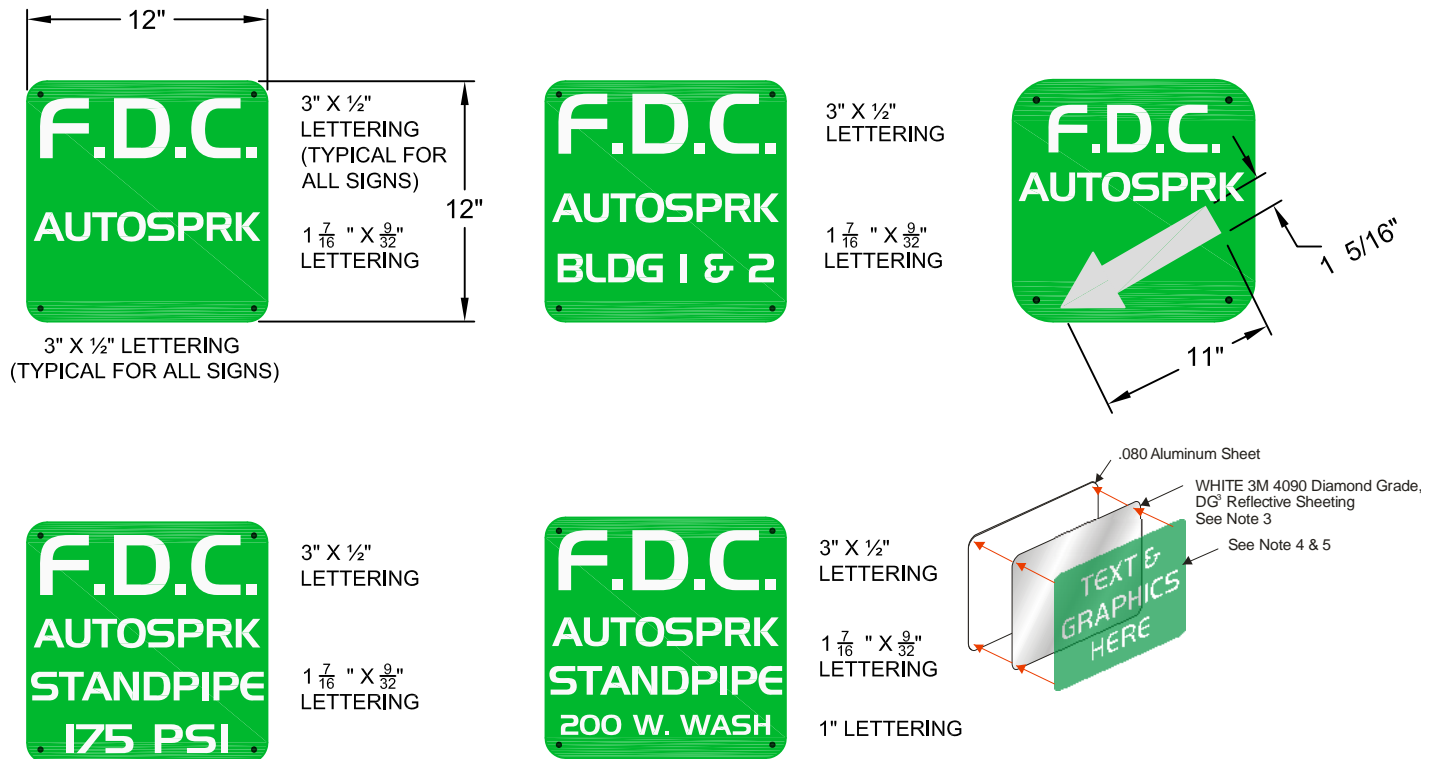
WHITE REFLECTIVE BACKGROUND
W/ GREEN OR BROWN TRANSPARENT FILM

CONSTRUCTION and INSTALLATION NOTES:

1. THE SIGN FACE SHALL BE 12" X12" AND FABRICATED FROM .080 ALUMINUM SHEET WITH 1/2" RADIUS CORNERS.
2. FONT STYLE USED IS HANDEL GOTHIC BT CAPITAL FONTS
3. THE SIGN FACE SHALL HAVE A WHITE 3M DIAMOND GRADE REFLECTIVE SHEETING (DG³ 4090 SERIES OR EQUIVALENT) APPLIED AS A BACKGROUND TO THE ALUMINUM PLATES.
4. LETTERING / GRAPHICS SHALL BE DONE ONE OF THE FOLLOWING WAYS:
 - A. 3M SCOTCHLITE ACRYLIC, TRANSPARENT, ELECTRONIC CUTTABLE FILM (GREEN 1177 OR BROWN 1179 SERIES) INVERSE CUT TO ALLOW WHITE REFLECTIVE BACKGROUND TO SHOW THROUGH.
 - B. SCREEN PRINTED USING 3M 880I OR 880-00 SERIES TRAFFIC SIGN GREEN OR BROWN TRANSLUCENT INK.

BOTH PROCESSES (A OR B) WILL ACCOMPLISH A BROWN OR GREEN FIELD WITH WHITE COPY.
5. ALL SIGN IMAGING SHALL BE IN COMPLIANCE WITH THE REFLECTIVE SHEETING MANUFACTURES MATCH COMPONENT SYSTEM.
6. TO BE INSTALLED ON THE WALL 5 - 7 FEET ABOVE GRADE OVER F.D.C. INLET.
7. REQUIRES PRE-APPROVAL BY A FIRE CODE OFFICIAL. 602-262-6771

Each fire department connection shall be identified by a permanent weather resistant sign. When the building system supplied by the FDC does not supply the entire building or supplies multiple buildings the sign shall identify the buildings or areas of the buildings supplied by the FDC. Fire department connections shall designate service design - for example, AUTOSPKR., STANDPIPE, and DRYSTANDPIPE. A sign shall also indicate the pressure required at the inlets to deliver the greatest systems demand if the system demand pressure is greater than 150 psi.



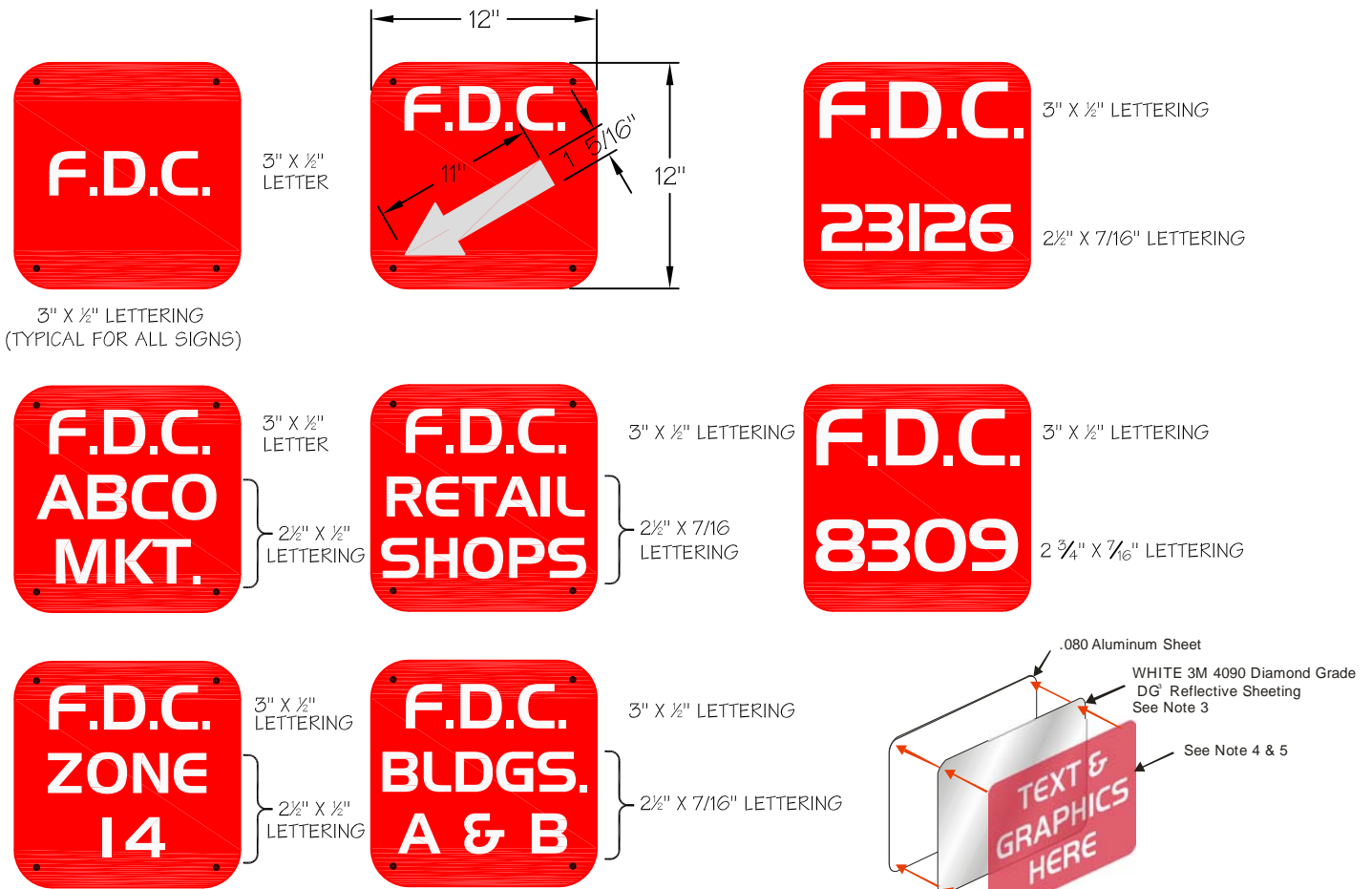
F.D.C. SIGN DETAILS

WHITE REFLECTIVE BACKGROUND
GREEN TRANSPARENT FILM

CONSTRUCTION and INSTALLATION NOTES:

1. THE SIGN FACE SHALL BE 12" X 12" AND FABRICATED FROM .080 ALUMINUM SHEET WITH 1/2" RADIUS CORNERS.
2. FONT STYLE USED IS HANDEL GOTHIC BT CAPITAL FONTS
3. THE SIGN FACE SHALL HAVE A WHITE 3M DIAMOND GRADE REFLECTIVE SHEETING (DG³ 4090 SERIES OR EQUIVALENT) APPLIED AS A BACKGROUND TO THE ALUMINUM PLATES.
4. LETTERING / GRAPHICS SHALL BE DONE ONE OF THE FOLLOWING WAYS:
 - A. 3M SCOTCHLITE ACRYLIC, TRANSPARENT, ELECTRONIC CUTTABLE FILM (GREEN 1177 SERIES) INVERSE CUT TO ALLOW WHITE REFLECTIVE BACKGROUND TO SHOW THROUGH.
 - B. SCREEN PRINTED USING 3M 880I OR 880-00 SERIES TRAFFIC SIGN GREEN TRANSLUCENT INK. *BOTH PROCESSES (A OR B) WILL ACCOMPLISH A GREEN FIELD WITH WHITE COPY.*
5. ALL SIGN IMAGING SHALL BE IN COMPLIANCE WITH THE REFLECTIVE SHEETING MANUFACTURES MATCH COMPONENT SYSTEM.
6. TO BE INSTALLED ON THE WALL 5 - 7 FEET ABOVE GRADE OVER F.D.C. INLET.
7. REQUIRES PRE-APPROVAL BY A FIRE CODE OFFICIAL 602-262-6771

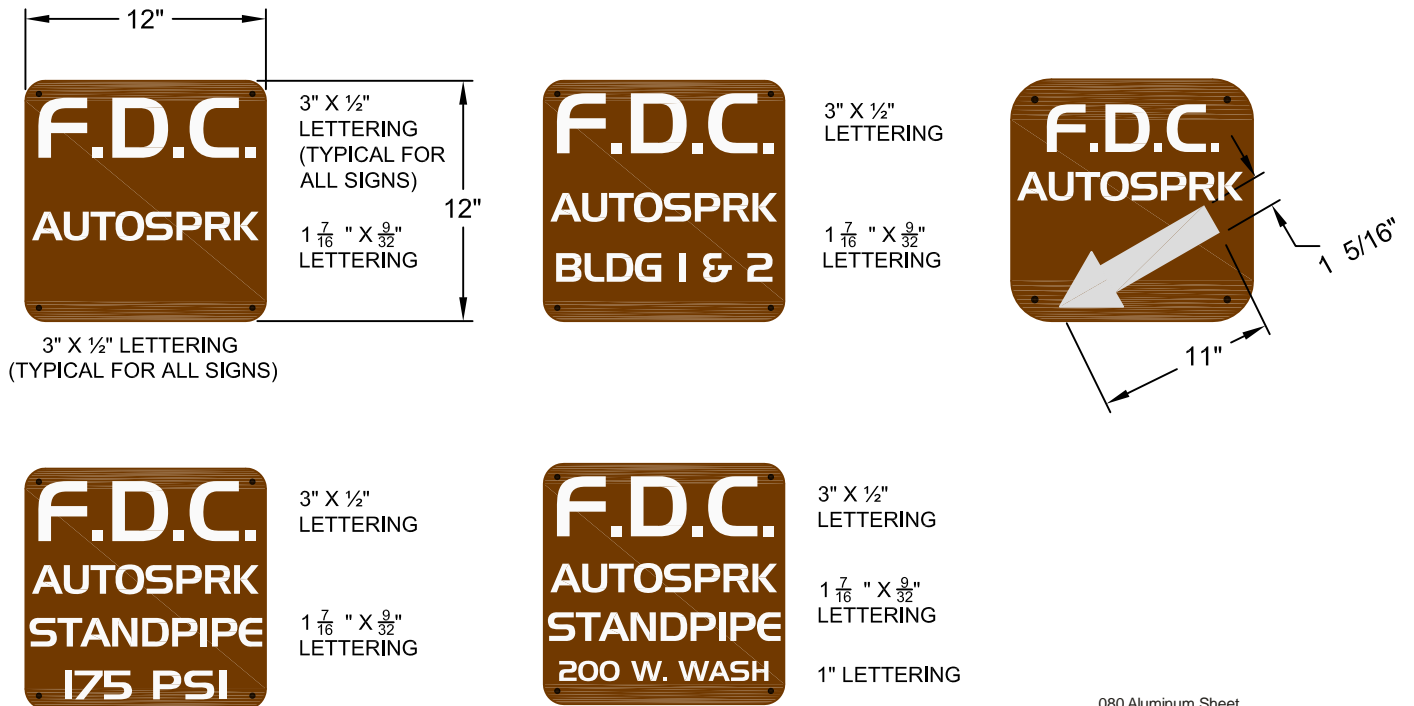
Each fire department connection shall be identified by a permanent weather resistant sign. When the building system supplied by the FDC does not supply the entire building or supplies multiple buildings the sign shall identify the buildings or areas of the buildings supplied by the FDC. Fire department connections shall designate service design - for example, AUTOSPKR., STANDPIPE, and DRYSTANDPIPE. A sign shall also indicate the pressure required at the inlets to deliver the greatest systems demand if the system demand pressure is greater than 150 psi.



NOTES:

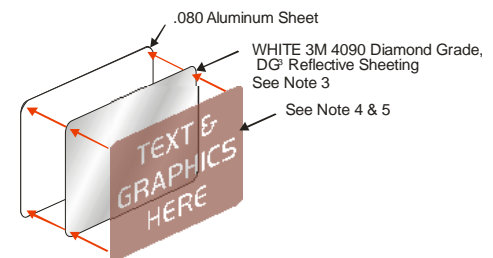
1. THE SIGN FACE SHALL BE 12" X12" AND FABRICATED FROM .080 ALUMINUM SHEET WITH 1½" RADIUS CORNERS.
2. FONT STYLE USED IS HANDEL GOTHIC BT CAPITAL FONTS ADDITIONAL KERNING BETWEEN LETTERS AS SHOWN.
3. THE SIGN FACE SHALL HAVE A WHITE 3M DIAMOND GRADE REFLECTIVE SHEETING (DG³ 4090 SERIES OR EQUIVALENT) APPLIED AS A BACKGROUND TO THE ALUMINUM PLATES.
4. LETTERING / GRAPHICS SHALL BE DONE ONE OF THE FOLLOWING WAYS:
 - A. 3M SCOTCHLITE ACRYLIC, TRANSPARENT, ELECTRONIC CUTTABLE FILM (RED 1172 SERIES) INVERSE CUT TO ALLOW WHITE REFLECTIVE BACKGROUND TO SHOW THROUGH.
 - B. SCREEN PRINTED USING 3M 880I OR 880-00 SERIES TRAFFIC SIGN RED TRANSLUCENT INK.
 BOTH PROCESSES (A OR B) WILL ACCOMPLISH A RED FIELD WITH WHITE COPY.
5. ALL SIGN IMAGING SHALL BE IN COMPLIANCE WITH THE REFLECTIVE SHEETING MANUFACTURES MATCH COMPONENT SYSTEM.
6. TO BE INSTALLED ON THE WALL 7 FEET ABOVE GRADE OVER F.D.C. VALVE.
6. REQUIRES PRE-APPROVAL BY A FIRE CODE OFFICIAL. 602-262-6771

Each fire department connection shall be identified by a permanent weather resistant sign. When the building system supplied by the FDC does not supply the entire building or supplies multiple buildings the sign shall identify the buildings or areas of the buildings supplied by the FDC. Fire department connections shall designate service design - for example, AUTOSPKR., STANDPIPE, and DRYSTANDPIPE. A sign shall also indicate the pressure required at the inlets to deliver the greatest systems demand if the system demand pressure is greater than 150 psi.



RESIDENTIAL - MULTI FAMILY F.D.C. SIGN DETAIL

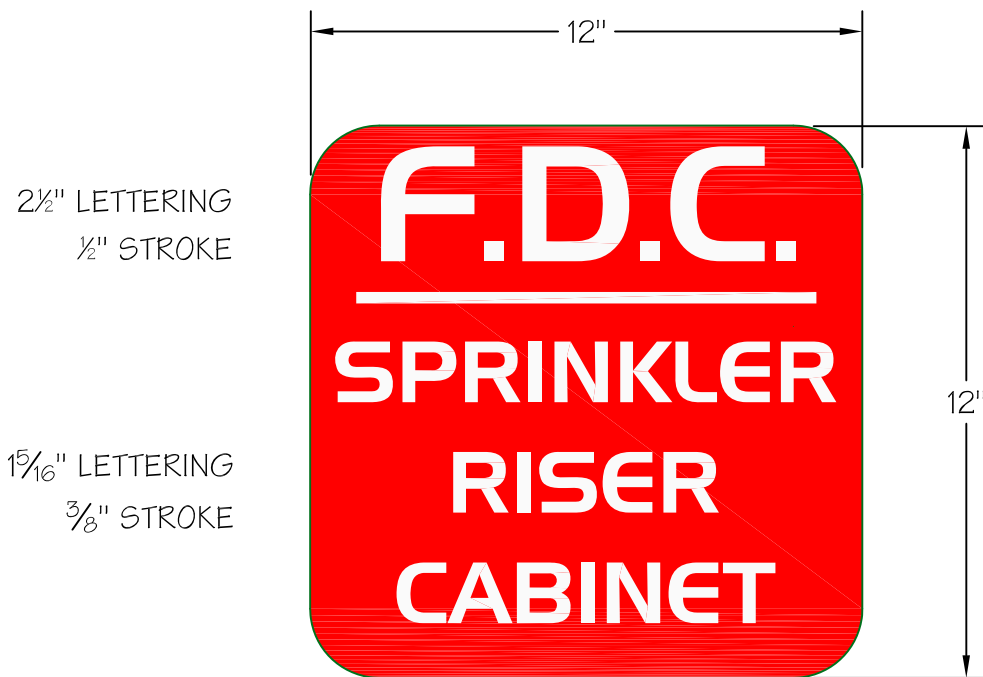
WHITE REFLECTIVE BACKGROUND
W/ GREEN OR BROWN TRANSPARENT FILM



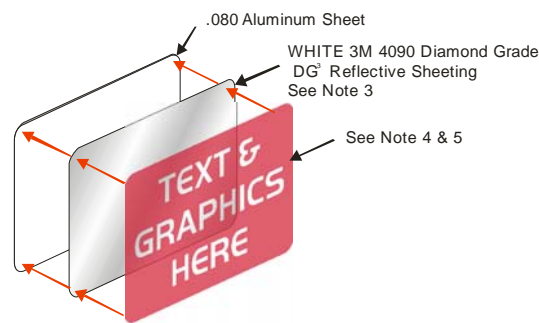
CONSTRUCTION and INSTALLATION NOTES:

1. THE SIGN FACE SHALL BE 12" X12" AND FABRICATED FROM .080 ALUMINUM SHEET WITH 1/2" RADIUS CORNERS.
2. FONT STYLE USED IS HANDEL GOTHIC BT CAPITAL FONTS
3. THE SIGN FACE SHALL HAVE A WHITE 3M DIAMOND GRADE REFLECTIVE SHEETING (DG² 4090 SERIES OR EQUIVALENT) APPLIED AS A BACKGROUND TO THE ALUMINUM PLATES.
4. LETTERING / GRAPHICS SHALL BE DONE ONE OF THE FOLLOWING WAYS:
 - A. 3M SCOTCHLITE ACRYLIC, TRANSPARENT, ELECTRONIC CUTTABLE FILM (GREEN 1177 OR BROWN 1179 SERIES) INVERSE CUT TO ALLOW WHITE REFLECTIVE BACKGROUND TO SHOW THROUGH.
 - B. SCREEN PRINTED USING 3M 880I OR 880-00 SERIES TRAFFIC SIGN GREEN OR BROWN TRANSLUCENT INK.

BOTH PROCESSES (A OR B) WILL ACCOMPLISH A BROWN OR GREEN FIELD WITH WHITE COPY.
5. ALL SIGN IMAGING SHALL BE IN COMPLIANCE WITH THE REFLECTIVE SHEETING MANUFACTURES MATCH COMPONENT SYSTEM.
6. TO BE INSTALLED ON THE WALL 5 - 7 FEET ABOVE GRADE OVER F.D.C. INLET.
7. REQUIRES PRE-APPROVAL BY A FIRE CODE OFFICIAL. 602-262-6771



F.D.C. SIGN DETAIL



NOTES:

1. THE SIGN FACE SHALL BE 12" X 12" AND FABRICATED FROM .080 ALUMINUM SHEET WITH 1/2" RADIUS CORNERS.
2. FONT STYLE USED IS HANDEL GOTHIC BT CAPITAL FONTS
3. THE SIGN FACE SHALL HAVE A WHITE 3M DIAMOND GRADE REFLECTIVE SHEETING (DG³ 4090 SERIES OR EQUIVALENT) APPLIED AS A BACKGROUND TO THE ALUMINUM PLATES.
4. LETTERING / GRAPHICS SHALL BE DONE ONE OF THE FOLLOWING WAYS:
 - A. 3M SCOTCHLITE ACRYLIC, TRANSPARENT, ELECTRONIC CUTTABLE FILM, (RED 1172 SERIES) INVERSE CUT TO ALLOW WHITE REFLECTIVE BACKGROUND TO SHOW THROUGH.
 - B. SCREEN PRINTED USING 3M 880I OR 880-00 SERIES TRAFFIC SIGN RED TRANSLUCENT INK.
 BOTH PROCESSES (A OR B) WILL ACCOMPLISH A RED FIELD WITH WHITE COPY.
5. ALL SIGN IMAGING SHALL BE IN COMPLIANCE WITH THE REFLECTIVE SHEETING MANUFACTURES MATCH COMPONENT SYSTEM.
6. REQUIRES PRE-APPROVAL BY A FIRE CODE OFFICIAL. 602-262-6771

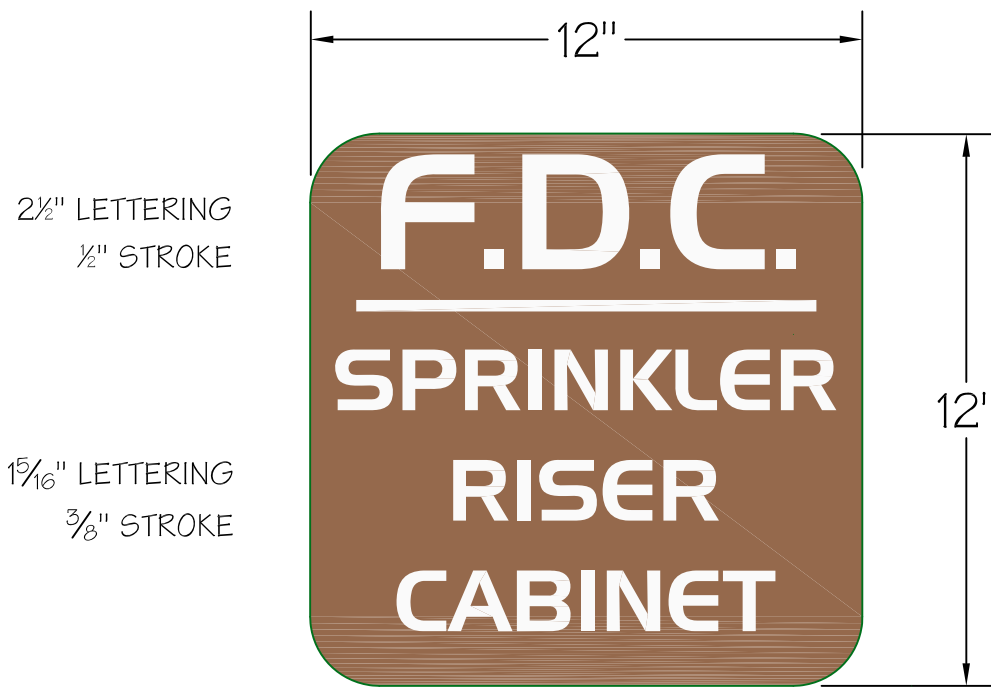
Special Application



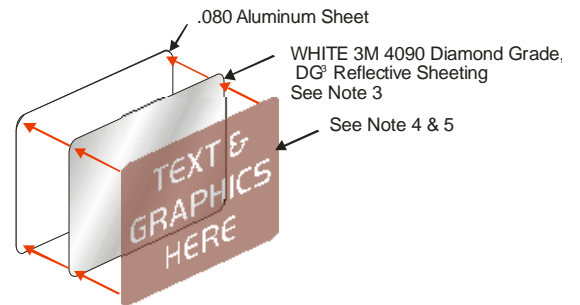
**PHOENIX
FIRE DEPARTMENT**

**F.D.C. & RISER CABINET
IDENTIFICATION SIGN**

L. HERTZ DETAIL 6.5A MARCH 2006



F.D.C. SIGN DETAIL



NOTES:

1. THE SIGN FACE SHALL BE 12" X 12" AND FABRICATED FROM .080 ALUMINUM SHEET WITH 1 1/2" RADIUS CORNERS.
2. FONT STYLE USED IS HANDEL GOTHIC BT CAPITAL FONTS
3. THE SIGN FACE SHALL HAVE A WHITE 3M DIAMOND GRADE REFLECTIVE SHEETING (DG³ 4090 SERIES OR EQUIVALENT) APPLIED AS A BACKGROUND TO THE ALUMINUM PLATES.
4. LETTERING / GRAPHICS SHALL BE DONE ONE OF THE FOLLOWING WAYS:
 - A. 3M SCOTCHLITE ACRYLIC, TRANSPARENT, ELECTRONIC CUTTABLE FILM, (BROWN 1179 SERIES OR GREEN 1177 SERIES) INVERSE CUT TO ALLOW WHITE REFLECTIVE BACKGROUND TO SHOW THROUGH.
 - B. SCREEN PRINTED USING 3M 880I OR 880-00 SERIES TRAFFIC SIGN BROWN OR GREEN TRANSLUCENT INK.
 BOTH PROCESSES (A OR B) WILL ACCOMPLISH A DARK FIELD WITH WHITE COPY.
5. ALL SIGN IMAGING SHALL BE IN COMPLIANCE WITH THE REFLECTIVE SHEETING MANUFACTURES MATCH COMPONENT SYSTEM.
6. REQUIRES PRE-APPROVAL BY A FIRE CODE OFFICIAL. 602-262-6771

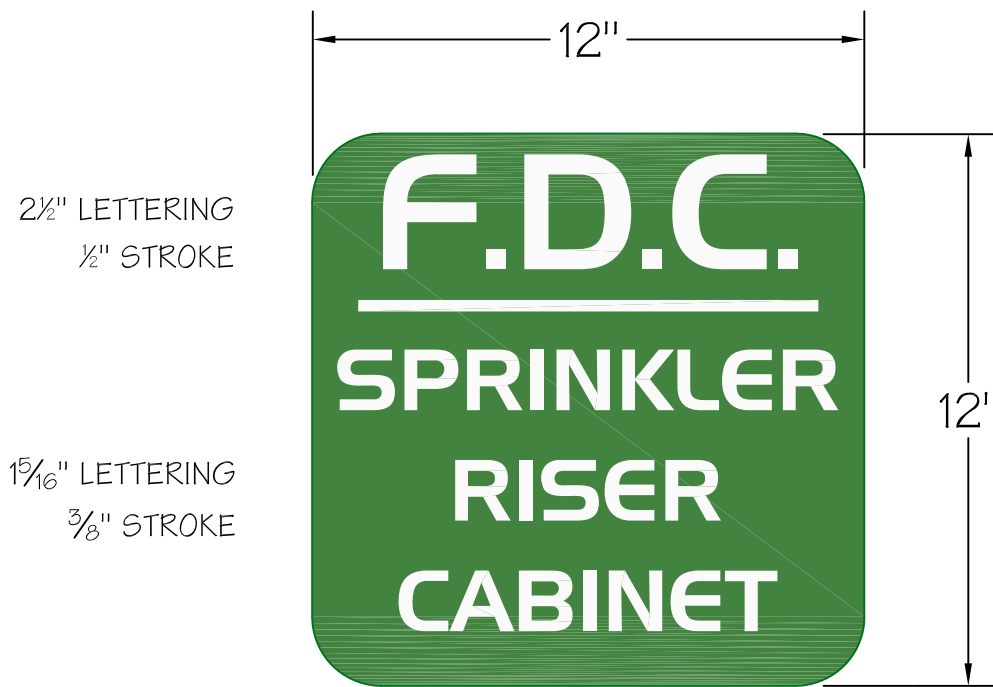
Special Application



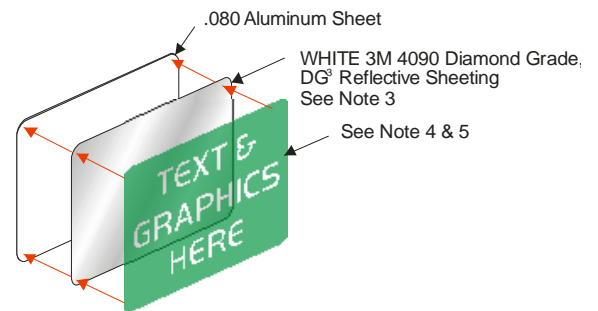
**PHOENIX
FIRE DEPARTMENT**

**F.D.C. & RISER CABINET
IDENTIFICATION SIGN**

L. HERTZ DETAIL 6.5B MARCH 2006



F.D.C. SIGN DETAIL



NOTES:

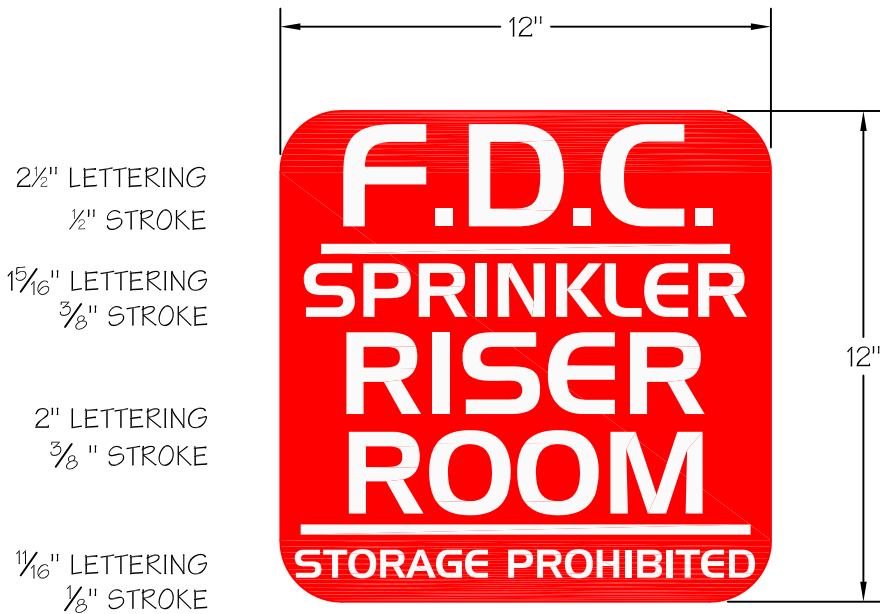
1. THE SIGN FACE SHALL BE 12" X 12" AND FABRICATED FROM .080 ALUMINUM SHEET WITH 1/2" RADIUS CORNERS.
2. FONT STYLE USED IS HANDEL GOTHIC BT CAPITAL FONTS
3. THE SIGN FACE SHALL HAVE A WHITE 3M DIAMOND GRADE REFLECTIVE SHEETING (DG³ 4090 SERIES OR EQUIVALENT) APPLIED AS A BACKGROUND TO THE ALUMINUM PLATES.
4. LETTERING / GRAPHICS SHALL BE DONE ONE OF THE FOLLOWING WAYS:
 - A. 3M SCOTCHLITE ACRYLIC, TRANSPARENT, ELECTRONIC CUTTABLE FILM, (GREEN 1177 SERIES) INVERSE CUT TO ALLOW WHITE REFLECTIVE BACKGROUND TO SHOW THROUGH.
 - B. SCREEN PRINTED USING 3M 880I OR 880-00 SERIES TRAFFIC SIGN GREEN TRANSLUCENT INK.
 BOTH PROCESSES (A OR B) WILL ACCOMPLISH A DARK FIELD WITH WHITE COPY.
5. ALL SIGN IMAGING SHALL BE IN COMPLIANCE WITH THE REFLECTIVE SHEETING MANUFACTURES MATCH COMPONENT SYSTEM.
6. REQUIRES PRE-APPROVAL BY A FIRE CODE OFFICIAL 602-262-6771

Special Application



**PHOENIX
FIRE DEPARTMENT**

**F.D.C. & RISER CABINET
IDENTIFICATION SIGN**



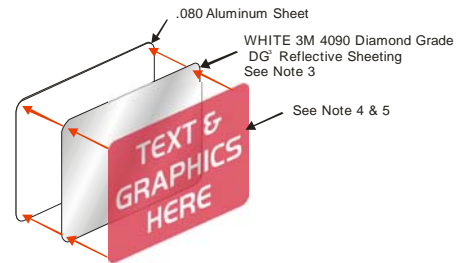
2½" LETTERING
½" STROKE

1⅕" LETTERING
⅜" STROKE

2" LETTERING
⅜" STROKE

1⅙" LETTERING
⅛" STROKE

F.D.C. SIGN DETAIL



NOTES:

1. THE SIGN FACE SHALL BE 12" X 12" AND FABRICATED FROM .080 ALUMINUM SHEET WITH 1½" RADIUS CORNERS.
2. FONT STYLE USED IS HANDEL GOTHIC BT CAPITAL FONTS
3. THE SIGN FACE SHALL HAVE A WHITE 3M DIAMOND GRADE REFLECTIVE SHEETING (DG³ 4090 SERIES OR EQUIVALENT) APPLIED AS A BACKGROUND TO THE ALUMINUM PLATES.
4. LETTERING / GRAPHICS SHALL BE DONE ONE OF THE FOLLOWING WAYS:
 - A. 3M SCOTCHLITE ACRYLIC, TRANSPARENT, ELECTRONIC CUTTABLE FILM, (RED 1172 SERIES) INVERSE CUT TO ALLOW WHITE REFLECTIVE BACKGROUND TO SHOW THROUGH.
 - B. SCREEN PRINTED USING 3M 880I OR 880-00 SERIES TRAFFIC SIGN RED TRANSLUCENT INK.
 BOTH PROCESSES (A OR B) WILL ACCOMPLISH A RED FIELD WITH WHITE COPY.
5. ALL SIGN IMAGING SHALL BE IN COMPLIANCE WITH THE REFLECTIVE SHEETING MANUFACTURES MATCH COMPONENT SYSTEM.
6. REQUIRES PRE-APPROVAL BY A FIRE CODE OFFICIAL. 602-262-6771

Special Application



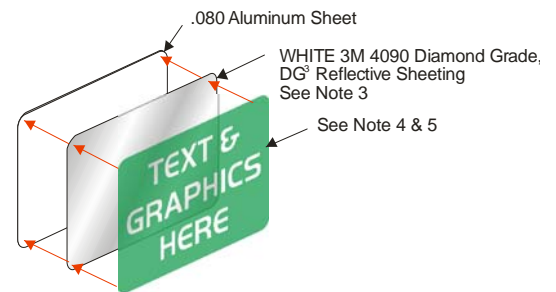
**PHOENIX
FIRE DEPARTMENT**

**ALL RESIDENTIAL MULTI-FAMILY
F.D.C. RISER ROOM
IDENTIFICATION SIGN**



F.D.C. SIGN DETAIL

RESIDENTIAL MULTI-FAMILY



NOTES:

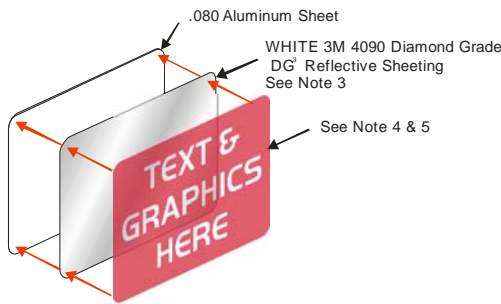
1. THE SIGN FACE SHALL BE 12" X 12" AND FABRICATED FROM .080 ALUMINUM SHEET WITH 1½" RADIUS CORNERS.
2. FONT STYLE USED IS HANDEL GOTHIC BT CAPITAL FONTS
3. THE SIGN FACE SHALL HAVE A WHITE 3M DIAMOND GRADE REFLECTIVE SHEETING (DG³ 4090 SERIES OR EQUIVALENT) APPLIED AS A BACKGROUND TO THE ALUMINUM PLATES.
4. LETTERING / GRAPHICS SHALL BE DONE ONE OF THE FOLLOWING WAYS:
 - A. 3M SCOTCHLITE ACRYLIC, TRANSPARENT, ELECTRONIC CUTTABLE FILM, (GREEN 1177 SERIES OR BROWN SERIES 1179) INVERSE CUT TO ALLOW WHITE REFLECTIVE BACKGROUND TO SHOW THROUGH.
 - B. SCREEN PRINTED USING 3M 880I OR 880-00 SERIES TRAFFIC SIGN GREEN OR BROWN TRANSLUCENT INK.
 BOTH PROCESSES (A OR B) WILL ACCOMPLISH A DARK FIELD WITH WHITE COPY.
5. ALL SIGN IMAGING SHALL BE IN COMPLIANCE WITH THE REFLECTIVE SHEETING MANUFACTURES MATCH COMPONENT SYSTEM.
6. REQUIRES PRE-APPROVAL BY A FIRE CODE OFFICIAL. 602-262-6771

Special Application



**PHOENIX
FIRE DEPARTMENT**

**ALL RESIDENTIAL MULTI-FAMILY
F.D.C. RISER ROOM
IDENTIFICATION SIGN**



SPECIAL FIRE DEPARTMENT MASTER F.D.C. SIGN



NOTES:

1. THE SIGN FACE SHALL BE 24" X 18" AND FABRICATED FROM .080 ALUMINUM SHEET WITH 1½" RADIUS CORNERS.
2. FONT STYLE USED IS HANDEL GOTHIC BT CAPITAL FONTS
3. THE SIGN FACE SHALL HAVE A WHITE 3M DIAMOND GRADE REFLECTIVE SHEETING (DG³ 4090 SERIES OR EQUIVALENT) APPLIED AS A BACKGROUND TO THE ALUMINUM PLATES.
4. LETTERING / GRAPHICS SHALL BE DONE ONE OF THE FOLLOWING WAYS:
 - A. 3M SCOTCHLITE ACRYLIC, TRANSPARENT, ELECTRONIC CUTTABLE FILM, (RED 1172 SERIES) INVERSE CUT TO ALLOW WHITE REFLECTIVE BACKGROUND TO SHOW THROUGH.
 - B. SCREEN PRINTED USING 3M 880I OR 880-00 SERIES TRAFFIC SIGN RED TRANSLUCENT INK.
 BOTH PROCESSES (A OR B) WILL ACCOMPLISH A RED FIELD WITH WHITE COPY.
5. ALL SIGN IMAGING SHALL BE IN COMPLIANCE WITH THE REFLECTIVE SHEETING MANUFACTURES MATCH COMPONENT SYSTEM.
6. TO BE INSTALLED ON THE WALL 7 FEET ABOVE GRADE OVER F.D.C. VALVE.
6. REQUIRES PRE-APPROVAL BY A FIRE CODE OFFICIAL. 602-262-6771

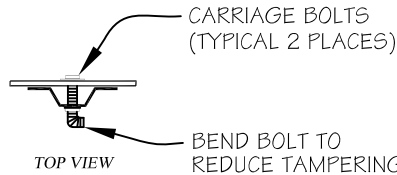
SPECIAL APPLICATION



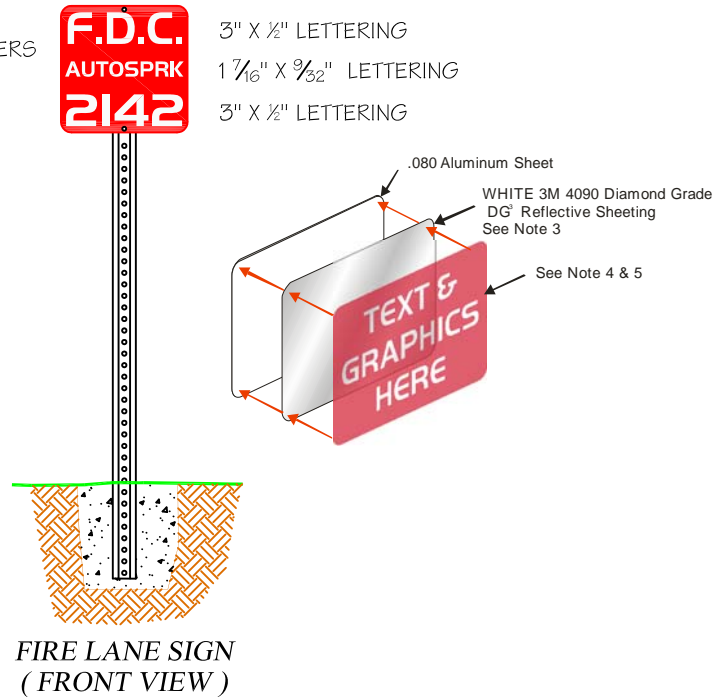
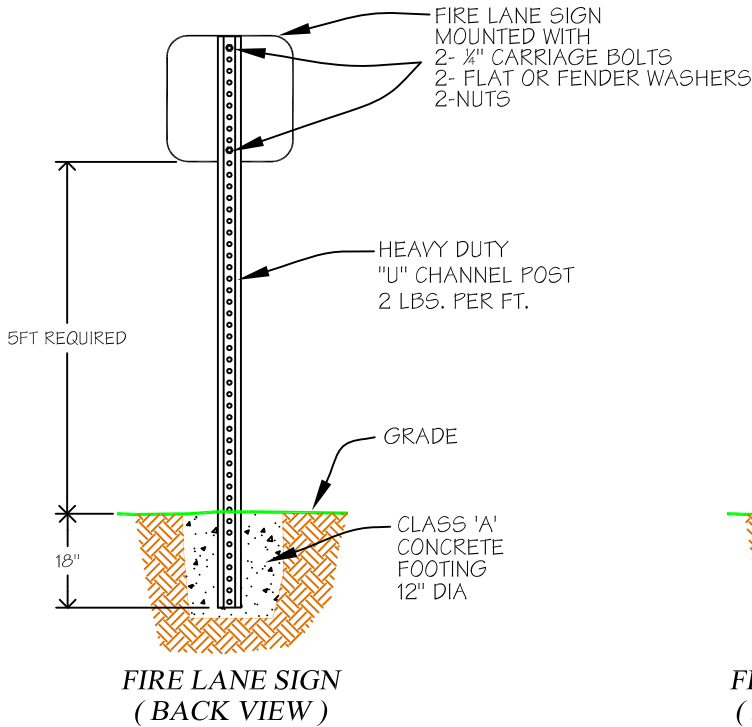
**PHOENIX
FIRE DEPARTMENT**

MASTER F.D.C. SIGN

L. HERTZ DETAIL 6.7 NOV. 2013



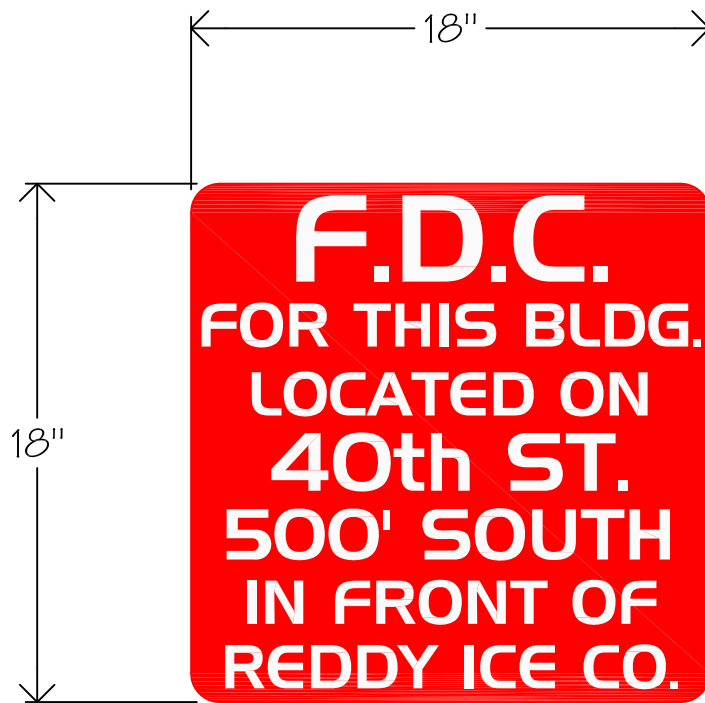
3" X 1/2" LETTERING
(TYPICAL FOR ALL SIGNS)



NOTES:

1. THE SIGN FACE SHALL BE 12" X 12" AND FABRICATED FROM .080 ALUMINUM SHEET WITH 1/2" RADIUS CORNERS.
2. FONT STYLE USED IS HANDEL GOTHIC BT CAPITAL FONTS
3. THE SIGN FACE SHALL HAVE A WHITE 3M DIAMOND GRADE REFLECTIVE SHEETING (DG³ 4090 SERIES OR EQUIVALENT) APPLIED AS A BACKGROUND TO THE ALUMINUM PLATES.
4. LETTERING SHALL BE DONE ONE OF THE FOLLOWING WAYS:
 - A. 3M SCOTCHLITE ACRYLIC, TRANSPARENT, ELECTRONIC CUTTABLE FILM (RED 1172 SERIES) INVERSE CUT TO ALLOW WHITE REFLECTIVE BACKGROUND TO SHOW THROUGH.
 - B. SCREEN PRINTED USING 3M 880I OR 880-00 SERIES TRAFFIC SIGN RED TRANSLUCENT INK.
 BOTH PROCESSES (A OR B) WILL ACCOMPLISH A RED FIELD WITH WHITE COPY.
5. ALL SIGN IMAGING SHALL BE IN COMPLIANCE WITH THE REFLECTIVE SHEETING MANUFACTURERS MATCH COMPONENT SYSTEM.
6. TO BE INSTALLED 5 FEET ABOVE GRADE, POST SHALL BE 12" TO 18" FROM BACK OF CURB OR BACK OF SIDEWALK AND MUST FACE THE ONCOMING TRAFFIC.
6. REQUIRES PRE-APPROVAL BY A FIRE CODE OFFICIAL. 602-262-6771





3 " LETTERING

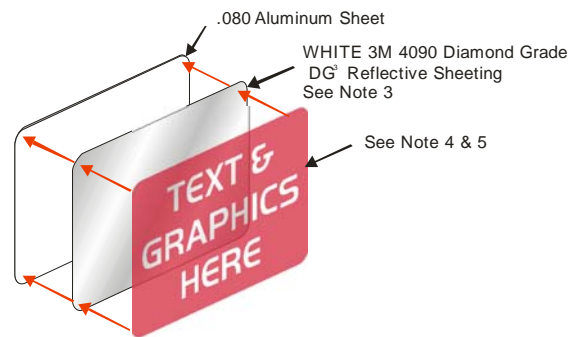
1½" LETTERING

2" LETTERING

1 3/4" (1.75) LETTERING

1½" LETTERING

F.D.C. SIGN

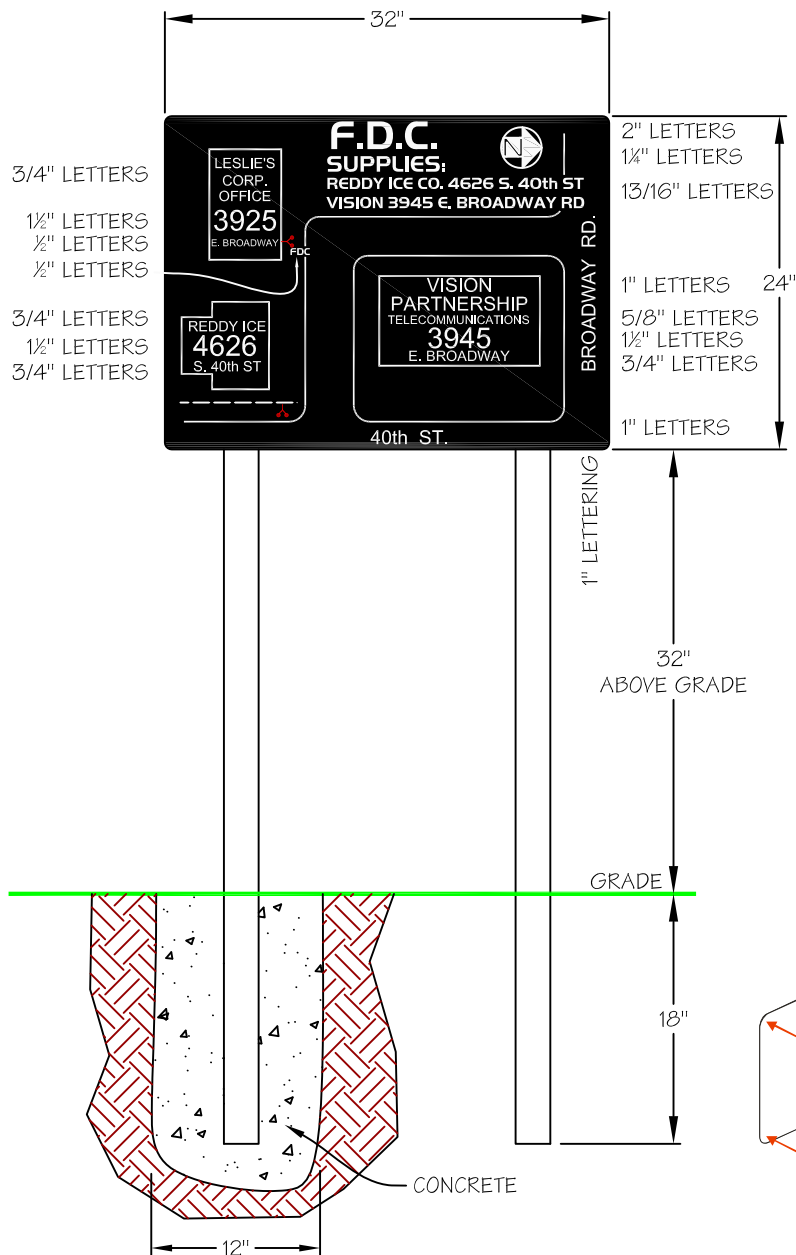


NOTES:

1. THE SIGN FACE SHALL BE 18" X18" AND FABRICATED FROM .080 ALUMINUM SHEET WITH 1½" RADIUS CORNERS.
2. FONT STYLE USED IS HANDEL GOTHIC BT CAPITAL FONTS
3. THE SIGN FACE SHALL HAVE A WHITE 3M DIAMOND GRADE REFLECTIVE SHEETING (DG³ 4090 SERIES OR EQUIVALENT) APPLIED AS A BACKGROUND TO THE ALUMINUM PLATES.
4. LETTERING / GRAPHICS SHALL BE 3M SCOTCHLITE ACRYLIC, TRANSPARENT, ELECTRONIC CUTTABLE FILM (RED 1172 SERIES) INVERSE CUT TO ALLOW WHITE REFLECTIVE BACKGROUND TO SHOW THROUGH.
5. ALL SIGN IMAGING SHALL BE IN COMPLIANCE WITH THE REFLECTIVE SHEETING MANUFACTURES MATCH COMPONENT SYSTEM.
6. REQUIRES PRE-APPROVAL BY A FIRE CODE OFFICIAL. 602-262-6771

Special Application

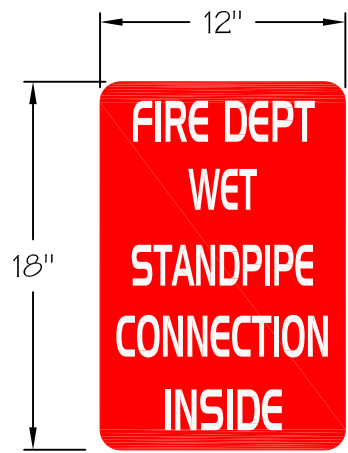




NOTES:

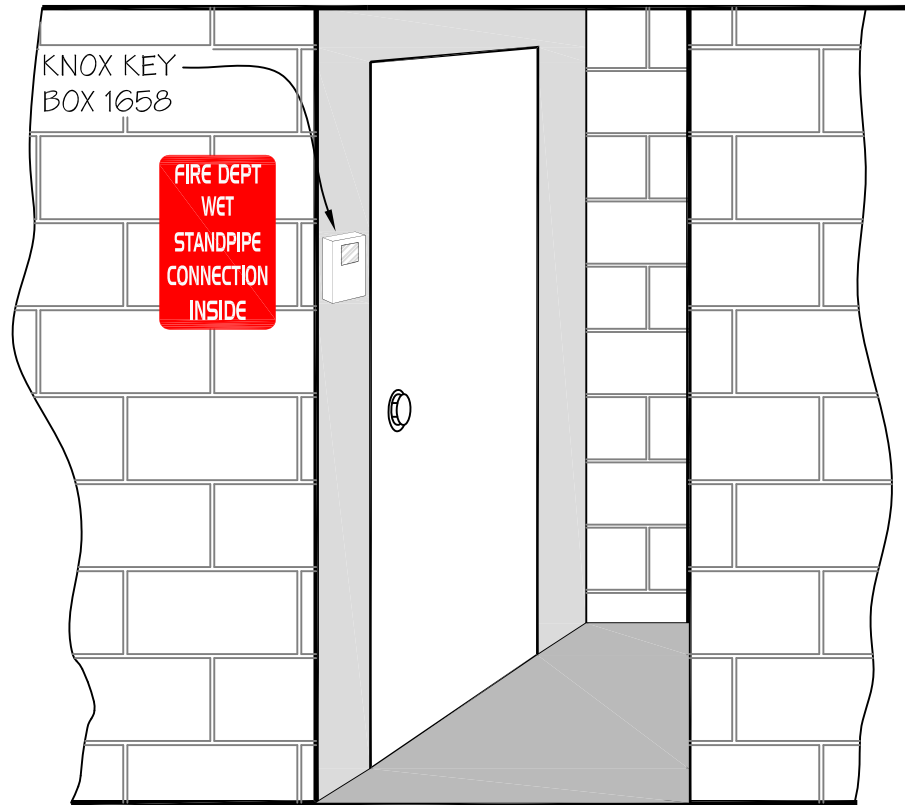
1. THE SIGN FACE SHALL BE 32" X 24" AND FABRICATED FROM .080 ALUMINUM SHEET WITH 1/2" RADIUS CORNERS.
2. FONT STYLE USED IS HANDEL GOTHIC BT CAPITAL FONTS
3. THE SIGN FACE SHALL HAVE A WHITE 3M DIAMOND GRADE REFLECTIVE SHEETING (DG³ 4090 SERIES OR EQUIVALENT) APPLIED AS A BACKGROUND TO THE ALUMINUM PLATES.
4. LETTERING / GRAPHICS SHALL BE 3M SCOTCHLITE ACRYLIC, TRANSPARENT, ELECTRONIC CUTTABLE FILM (BLACK 1178 SERIES) INVERSE CUT TO ALLOW WHITE REFLECTIVE BACKGROUND TO SHOW THROUGH.
5. ALL SIGN IMAGING SHALL BE IN COMPLIANCE WITH THE REFLECTIVE SHEETING MANUFACTURES MATCH COMPONENT SYSTEM.
6. SIGN IS TO BE INSTALLED ADJACENT TO CITY STREET AND SHALL NOT BE OBSCURED BY LANDSCAPING.
7. FIRE DEPT. RECOMMENDS YOU BLUE STAKE BEFORE YOU DIG.
6. REQUIRES PRE-APPROVAL BY A FIRE CODE OFFICIAL. 602-262-6771





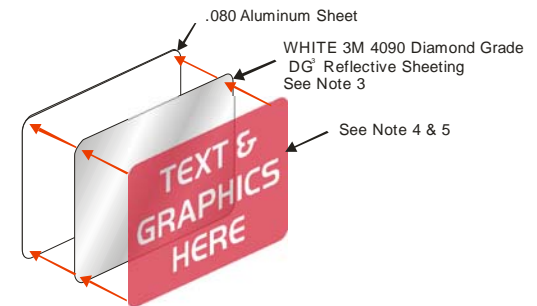
2" x ¼" LETTERS

STANDPIPE SIGN DETAIL







NOTES:

1. THE SIGN FACE SHALL BE 12" X18" AND FABRICATED FROM .080 ALUMINUM SHEET WITH 1½" RADIUS CORNERS.
2. FONT STYLE USED IS HANDEL GOTHIC BT CAPITAL FONTS
3. THE SIGN FACE SHALL HAVE A WHITE 3M DIAMOND GRADE REFLECTIVE SHEETING (DG³ 4090 SERIES OR EQUIVALENT) APPLIED AS A BACKGROUND TO THE ALUMINUM PLATES.
4. LETTERING / GRAPHICS SHALL BE DONE ONE OF THE FOLLOWING WAYS:
 - A. 3M SCOTCHLITE ACRYLIC, TRANSPARENT, ELECTRONIC CUTTABLE FILM (RED 1172 SERIES) INVERSE CUT TO ALLOW WHITE REFLECTIVE BACKGROUND TO SHOW THROUGH.
 - B. SCREEN PRINTED USING 3M 880I OR 880-00 SERIES TRAFFIC SIGN RED TRANSLUCENT INK. BOTH PROCESSES (A OR B) WILL ACCOMPLISH A RED FIELD WITH WHITE COPY.
5. ALL SIGN IMAGING SHALL BE IN COMPLIANCE WITH THE REFLECTIVE SHEETING MANUFACTURES MATCH COMPONENT SYSTEM.
6. INSTALLED KNOX KEY BOX MODEL 1658 NEXT TO LOCK ON FIRE DEPT. ACCESS DOOR.
6. REQUIRES PRE-APPROVAL BY A FIRE CODE OFFICIAL. 602-262-6771







**PHOENIX
FIRE DEPARTMENT**

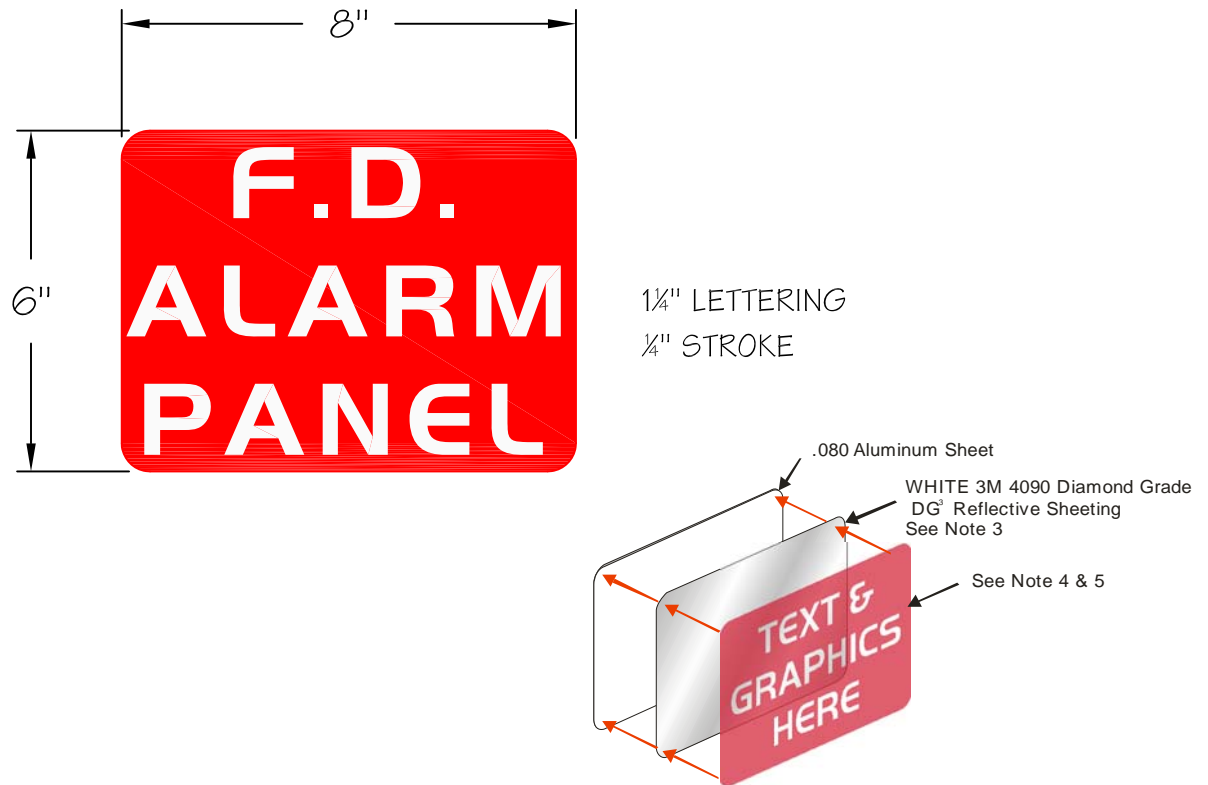
**BOLLARD CRASH PROTECTION
FOR FIRE DEPT. EQUIP.**

L. HERTZ

DP 6.3

NOV. 2013

APPROVED PHOENIX FIRE DEPARTMENT ALARM PANEL SIGN



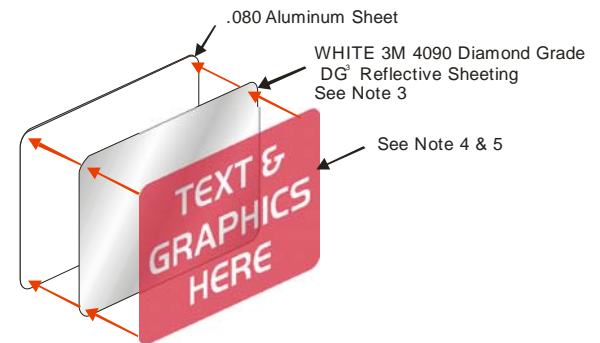
NOTES:

1. THE SIGN FACE SHALL BE 8" X 6" AND FABRICATED FROM .080 ALUMINUM SHEET WITH 1/2" RADIUS CORNERS.
2. FONT STYLE USED IS HANDEL GOTHIC BT CAPITAL FONTS, LETTERING IS 1 1/4" X 1/4" STROKE.
3. THE SIGN FACE SHALL HAVE A WHITE 3M DIAMOND GRADE REFLECTIVE SHEETING (DG[®] 4090 SERIES OR EQUIVALENT) APPLIED AS A BACKGROUND TO THE ALUMINUM PLATES.
4. LETTERING SHALL BE DONE ONE OF THE FOLLOWING WAYS:
 - A. 3M SCOTCHLITE ACRYLIC, TRANSPARENT, ELECTRONIC CUTTABLE FILM (RED 1172 SERIES) INVERSE CUT TO ALLOW WHITE REFLECTIVE BACKGROUND TO SHOW THROUGH.
 - B. SCREEN PRINTED USING 3M 880I OR 880-00 SERIES TRAFFIC SIGN RED TRANSLUCENT INK.BOTH PROCESSES (A OR B) WILL ACCOMPLISH A RED FIELD WITH WHITE COPY.
5. ALL SIGN IMAGING SHALL BE IN COMPLIANCE WITH THE REFLECTIVE SHEETING MANUFACTURES MATCH COMPONENT SYSTEM.
6. REQUIRES PRE-APPROVAL BY A FIRE CODE OFFICIAL. 602-262-6771



FIRE ALARM CONTROL PANEL

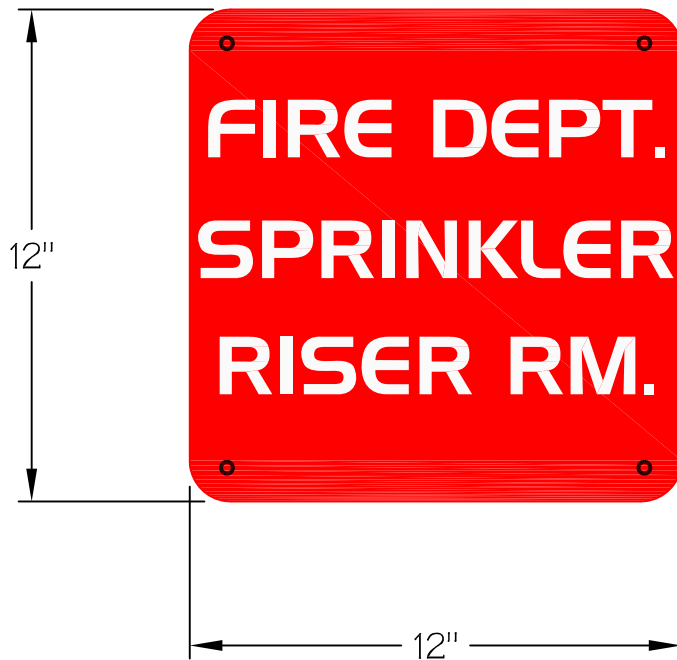
12" X 6" SIGN DETAIL



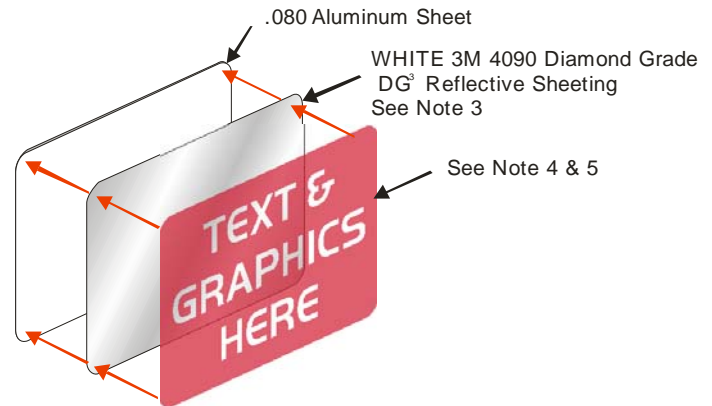
NOTES:

1. THE SIGN FACE SHALL BE 12" X 6" AND FABRICATED FROM .080 ALUMINUM SHEET WITH $\frac{1}{8}$ " RADIUS CORNERS.
2. FONT STYLE USED IS HANDEL GOTHIC BT CAPITAL FONTS
3. THE SIGN FACE SHALL HAVE A WHITE 3M DIAMOND GRADE REFLECTIVE SHEETING (DG³ 4090 SERIES OR EQUIVALENT) APPLIED AS A BACKGROUND TO THE ALUMINUM PLATES.
4. LETTERING / GRAPHICS SHALL BE DONE ONE OF THE FOLLOWING WAYS:
 - A. 3M SCOTCHLITE ACRYLIC, TRANSPARENT, ELECTRONIC CUTTABLE FILM (RED 1172 SERIES) INVERSE CUT TO ALLOW WHITE REFLECTIVE BACKGROUND TO SHOW THROUGH.
 - B. SCREEN PRINTED USING 3M 880I OR 880-00 SERIES TRAFFIC SIGN RED TRANSLUCENT INK.BOTH PROCESSES (A OR B) WILL ACCOMPLISH A RED FIELD WITH WHITE COPY.
5. ALL SIGN IMAGING SHALL BE IN COMPLIANCE WITH THE REFLECTIVE SHEETING MANUFACTURES MATCH COMPONENT SYSTEM.
6. TO FORM A GRAFFITI BARRIER 3M 1160 PROTECTION OVERLAY FILM MAYBE APPLIED OVER SIGN.
6. REQUIRES PRE-APPROVAL BY A FIRE CODE OFFICIAL. 602-262-6771.





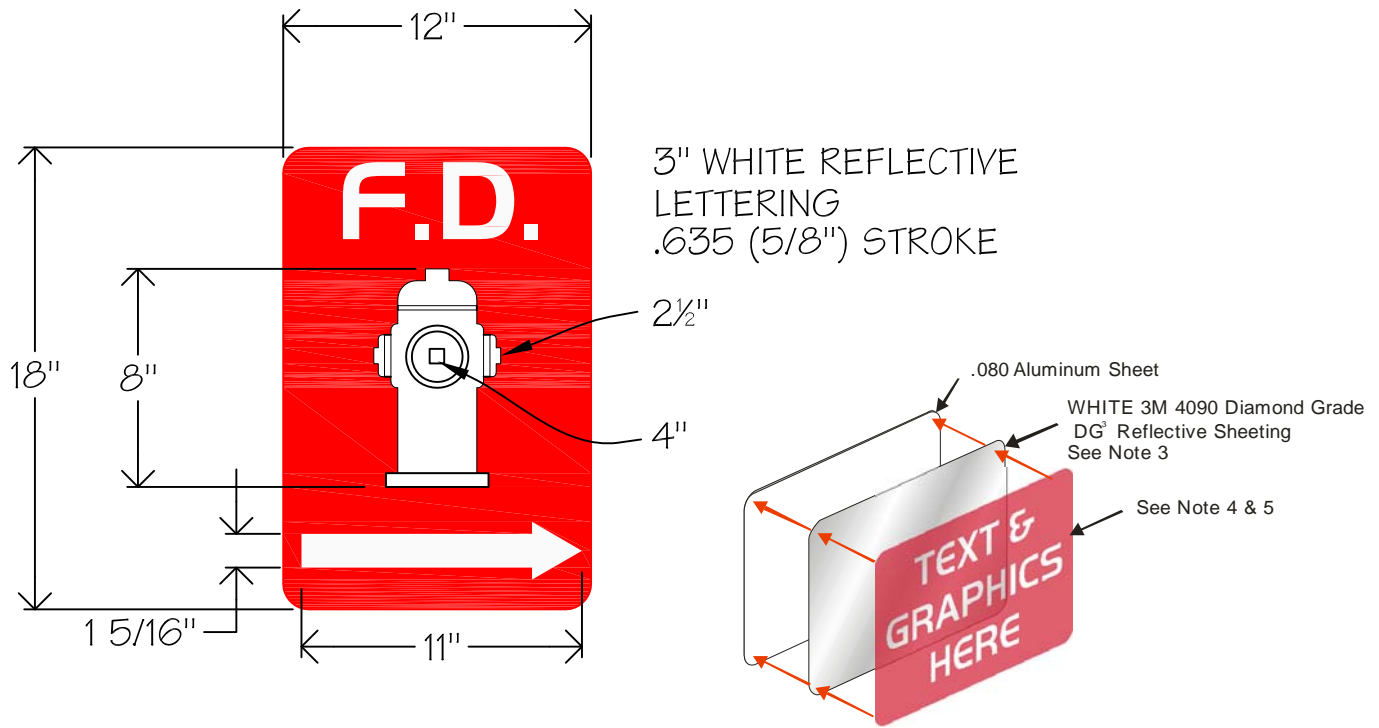
1½" LETTERING WITH
.344 STROKE
(BETWEEN 5/16" & 3/8")



NOTES:

1. THE SIGN FACE SHALL BE 12" X12" AND FABRICATED FROM .080 ALUMINUM SHEET WITH 1½" RADIUS CORNERS.
2. FONT STYLE USED IS HANDEL GOTHIC BT CAPITAL FONTS, ADDITIONAL KERNING BETWEEN LETTERS AS SHOWN.
3. THE SIGN FACE SHALL HAVE A WHITE 3M DIAMOND GRADE REFLECTIVE SHEETING (DG³ 4090 SERIES OR EQUIVALENT) APPLIED AS A BACKGROUND TO THE ALUMINUM PLATES.
4. LETTERING SHALL BE DONE ONE OF THE FOLLOWING WAYS:
 - A. 3M SCOTCHLITE ACRYLIC, TRANSPARENT, ELECTRONIC CUTTABLE FILM (RED 1172 SERIES) INVERSE CUT TO ALLOW WHITE REFLECTIVE BACKGROUND TO SHOW THROUGH.
 - B. SCREEN PRINTED USING 3M 880I OR 880-00 SERIES TRAFFIC SIGN RED TRANSLUCENT INK.
 BOTH PROCESSES (A OR B) WILL ACCOMPLISH A RED FIELD WITH WHITE COPY.
5. ALL SIGN IMAGING SHALL BE IN COMPLIANCE WITH THE REFLECTIVE SHEETING MANUFACTURES MATCH COMPONENT SYSTEM.
6. REQUIRES PRE-APPROVAL BY A FIRE CODE OFFICIAL. 602-262-6771





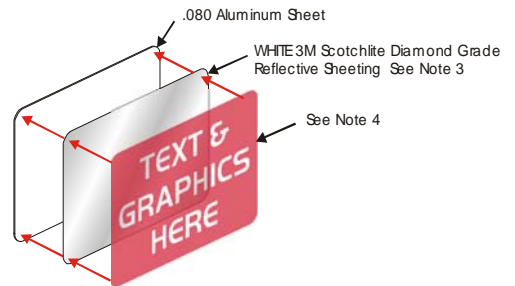
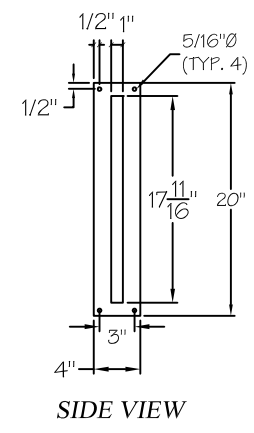
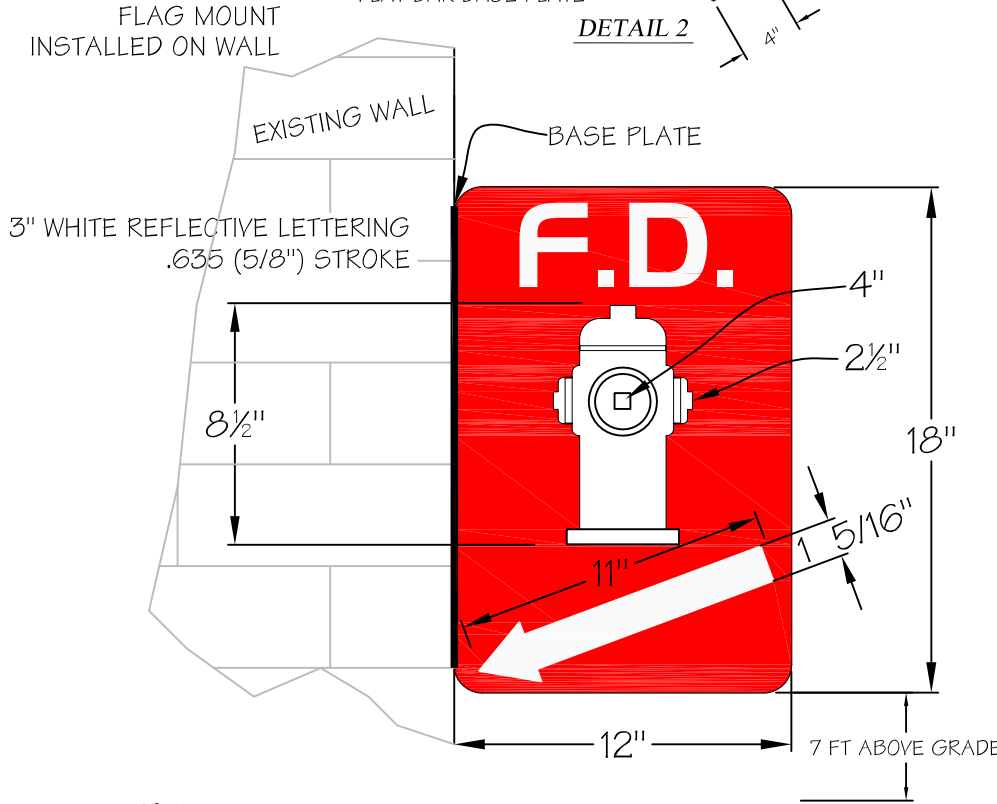
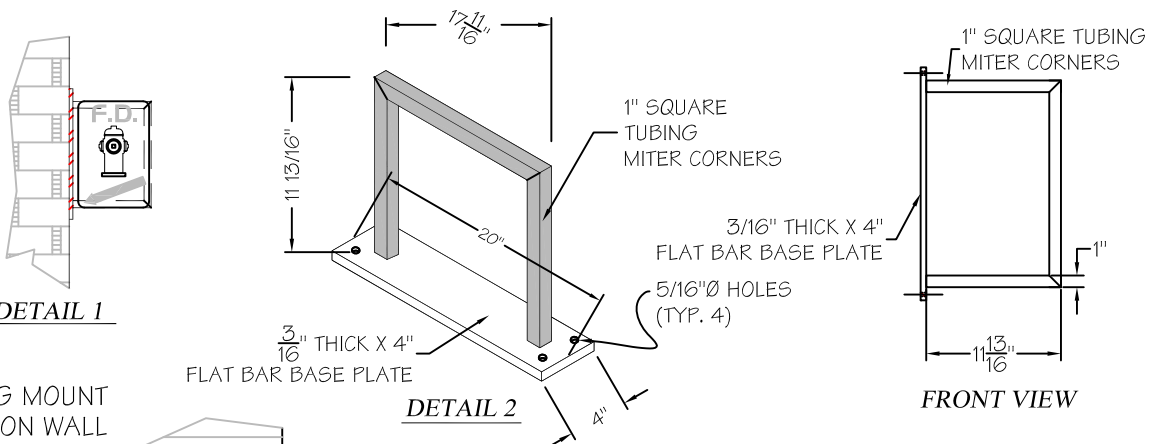
HYDRANT LOCATION SIGN

NOTES:

1. THE SIGN FACE SHALL BE 12" X18" AND FABRICATED FROM .080 ALUMINUM SHEET WITH 1½" RADIUS CORNERS.
2. FONT STYLE USED IS HANDEL GOTHIC BT CAPITAL FONTS, ADDITIONAL KERNING BETWEEN LETTERS AS SHOWN.
3. THE SIGN FACE SHALL HAVE A WHITE 3M DIAMOND GRADE REFLECTIVE SHEETING (DG³ 4090 SERIES OR EQUIVALENT) APPLIED AS A BACKGROUND TO THE ALUMINUM PLATES.
4. LETTERING SHALL BE DONE ONE OF THE FOLLOWING WAYS:
 - A. 3M SCOTCHLITE ACRYLIC, TRANSPARENT, ELECTRONIC CUTTABLE FILM (RED 1172 SERIES) INVERSE CUT TO ALLOW WHITE REFLECTIVE BACKGROUND TO SHOW THROUGH.
 - B. SCREEN PRINTED USING 3M 880I OR 880-00 SERIES TRAFFIC SIGN RED TRANSLUCENT INK.

BOTH PROCESSES (A OR B) WILL ACCOMPLISH A RED FIELD WITH WHITE COPY.
5. ALL SIGN IMAGING SHALL BE IN COMPLIANCE WITH THE REFLECTIVE SHEETING MANUFACTURERS MATCH COMPONENT SYSTEM.
6. REQUIRES PRE-APPROVAL BY FIRE CODE OFFICIAL .

Special Application



NOTES:

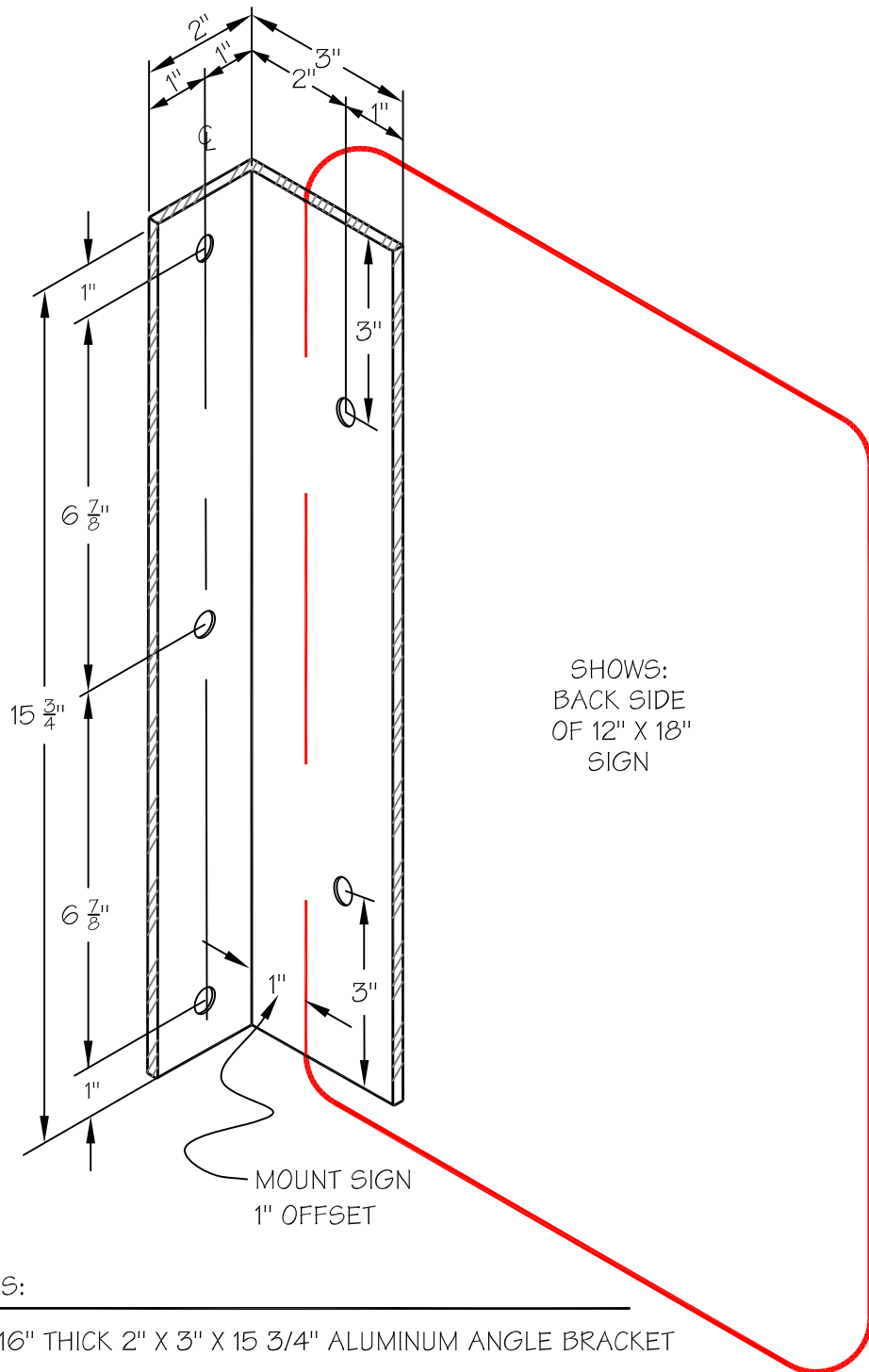
1. THE SIGN FACE SHALL BE 12" X 18" AND FABRICATED FROM .080 ALUMINUM SHEET WITH 1/2" RADIUS CORNERS.
2. FONT STYLE USED IS HANDEL GOTHIC BT CAPITAL FONTS, ADDITIONAL KERNING BETWEEN LETTERS AS SHOWN.
3. THE SIGN FACE SHALL HAVE A WHITE 3M DIAMOND GRADE REFLECTIVE SHEETING (3990 SERIES VIP TYPE IX) APPLIED AS A BACKGROUND.
4. LETTERING / GRAPHICS SHALL BE ONE OF THE FOLLOWING:
 - A.) 3M SCOTCHLITE ELECTRONIC TRANSPARENT CUTTABLE FILM (1170 SERIES) INVERSE CUT TO ALLOW WHITE REFLECTIVE BACKGROUND TO SHOW THROUGH LETTERING.
 - B.) SCREEN PRINTED USING 3M 8801 SERIES TRAFFIC SIGN RED TRANSLUCENT INK.
 BOTH PROCESSES (A or B) WILL ACCOMPLISH A RED FIELD WITH WHITE COPY.
5. FOR SPECIAL APPLICATIONS TO IDENTIFY HYDRANT IN REMOTE LOCATION.
6. TO BE INSTALLED ON WALL 7 FEET ABOVE GRADE OVER F.D.C. VALVE.
7. REQUIRES PRE-APPROVAL BY A FIRE CODE OFFICIAL. 602-262-6771

SPECIAL APPLICATION



PHOENIX FIRE DEPARTMENT

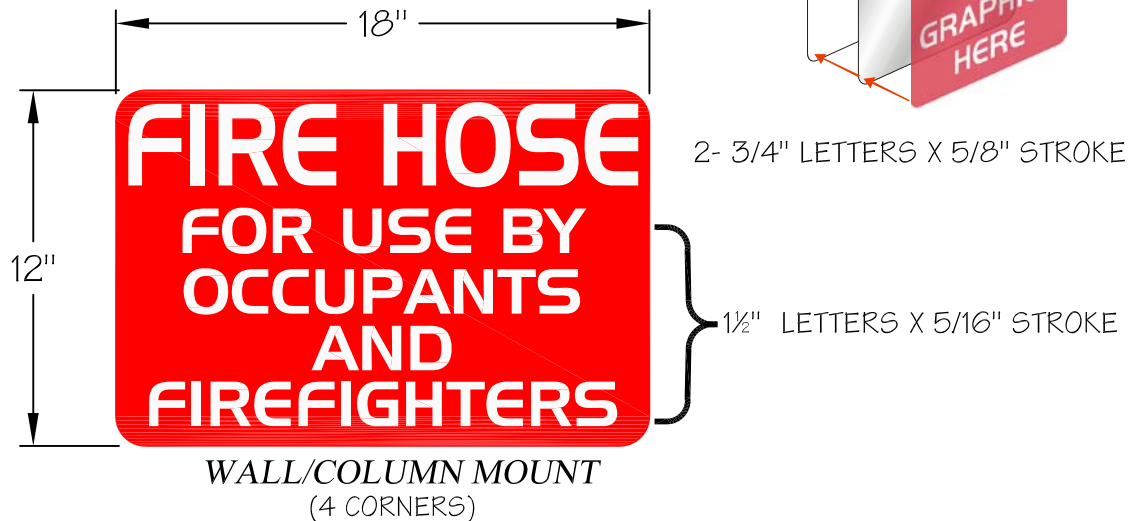
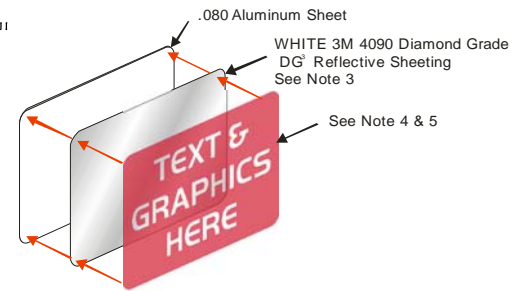
SPECIAL FIRE DEPARTMENT HYDRANT LOCATION SIGN



NOTES:

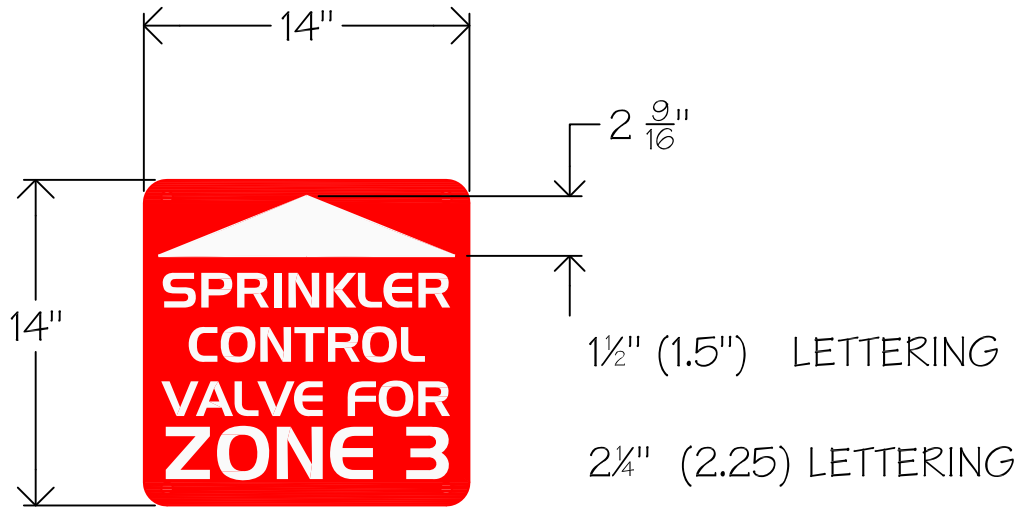
1. 3/16" THICK 2" X 3" X 15 3/4" ALUMINUM ANGLE BRACKET
2. THE SIGN PLATE SHALL BE A MINIMUM OF 12" X 18" WITH A THICKNESS OF .080 ALUMINUM CONSTRUCTION.
3. APPROVED SIGN BRACKET IS AVAILABLE FOR FLAG MOUNTED F.D. ACCESS SIGNS. BRACKET CAN BE USED ON EITHER THE RIGHT OR LEFT SIDE OF SIGN.
4. THIS APPLICATION ONLY AVAILABLE WHEN SIGN CANNOT BE INSTALLED ON AN APPROVED POST.
5. THIS APPLICATION MUST BE PRE-APPROVED BY FIRE PREVENTION ACCESS OFFICER.



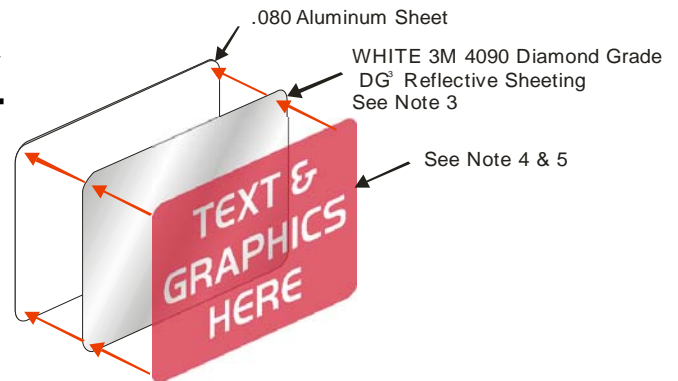


NOTES:

1. THE SIGN FACE SHALL BE 12" X 18" AND FABRICATED FROM .080 ALUMINUM SHEET WITH 1/2" RADIUS CORNERS.
2. FONT STYLE USED IS HANDEL GOTHIC BT CAPITAL FONTS
3. THE SIGN FACE SHALL HAVE A WHITE 3M DIAMOND GRADE REFLECTIVE SHEETING (DG³ 4090 SERIES OR EQUIVALENT) APPLIED AS A BACKGROUND TO THE ALUMINUM PLATES.
4. LETTERING SHALL BE DONE ONE OF THE FOLLOWING WAYS:
 - A. 3M SCOTCHLITE ACRYLIC, TRANSPARENT, ELECTRONIC CUTTABLE FILM (RED 1172 SERIES) INVERSE CUT TO ALLOW WHITE REFLECTIVE BACKGROUND TO SHOW THROUGH.
 - B. SCREEN PRINTED USING 3M 880I OR 880-00 SERIES TRAFFIC SIGN RED TRANSLUCENT INK.
 BOTH PROCESSES (A OR B) WILL ACCOMPLISH A RED FIELD WITH WHITE COPY.
5. ALL SIGN IMAGING SHALL BE IN COMPLIANCE WITH THE REFLECTIVE SHEETING MANUFACTURES MATCH COMPONENT SYSTEM.
6. TO BE INSTALLED ABOVE FIRE DEPT. HOSE CABINETS. MOUNT ON 4 CORNERS.
7. REQUIRES PRE-APPROVAL BY A FIRE CODE OFFICIAL. 602-262-6771



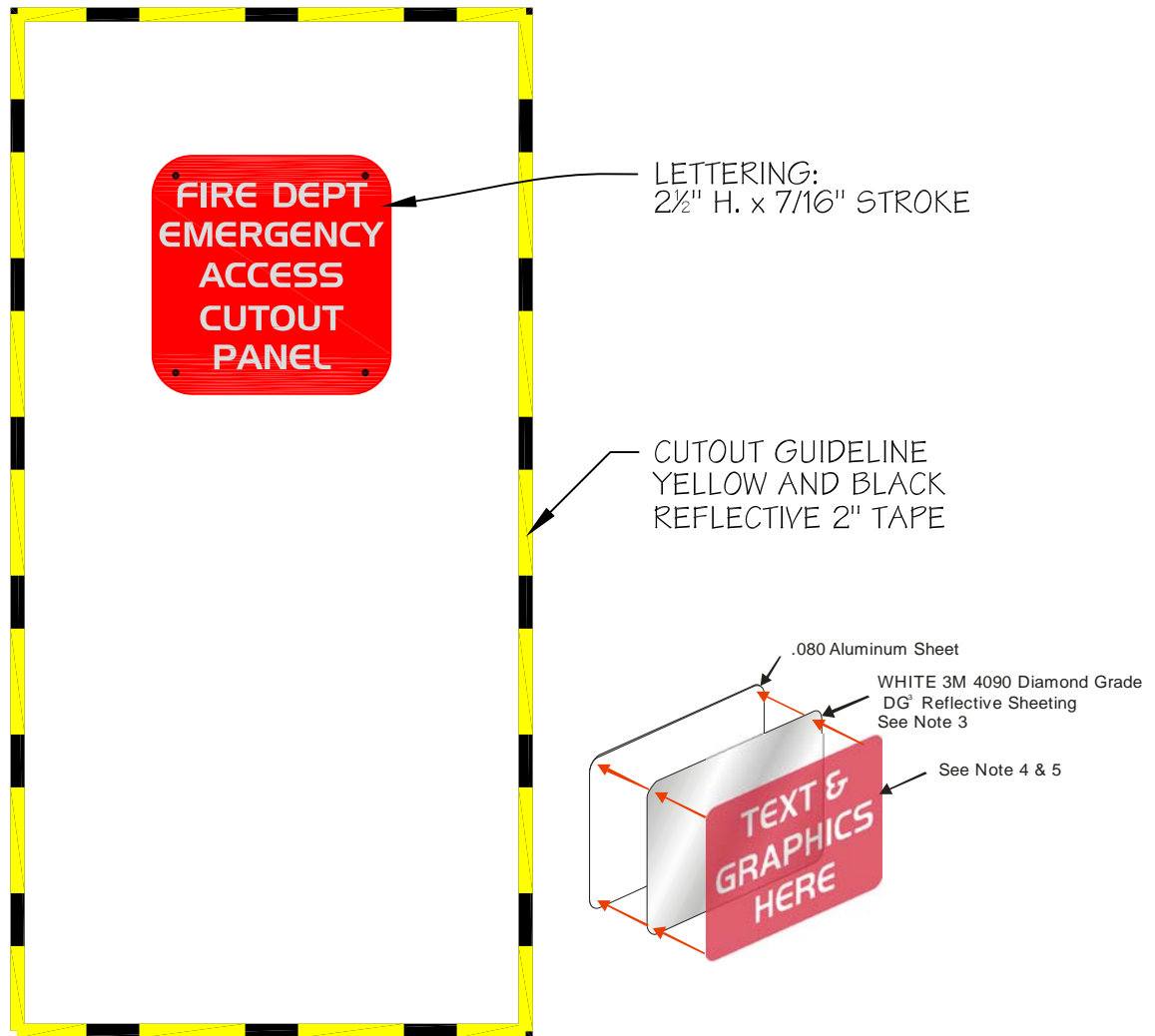
SPRINKLER VALVE SIGN
Serves Floors 1 thru 4



NOTES:

1. THE SIGN FACE SHALL BE 14" X14" AND FABRICATED FROM .080 ALUMINUM SHEET WITH 1 $\frac{1}{2}$ " RADIUS CORNERS.
2. FONT STYLE USED IS HANDEL GOTHIC BT CAPITAL FONTS. ADDITIONAL KERNING BETWEEN LETTERS AS SHOWN.
3. THE SIGN FACE SHALL HAVE A WHITE 3M DIAMOND GRADE REFLECTIVE SHEETING (DG³ 4090 SERIES OR EQUIVALENT) APPLIED AS A BACKGROUND TO THE ALUMINUM PLATES.
4. LETTERING SHALL BE DONE ONE OF THE FOLLOWING WAYS:
 - A. 3M SCOTCHLITE ACRYLIC, TRANSPARENT, ELECTRONIC CUTTABLE FILM (RED 1172 SERIES) INVERSE CUT TO ALLOW WHITE REFLECTIVE BACKGROUND TO SHOW THROUGH.
 - B. SCREEN PRINTED USING 3M 880I OR 880-00 SERIES TRAFFIC SIGN RED TRANSLUCENT INK.
 BOTH PROCESSES (A OR B) WILL ACCOMPLISH A RED FIELD WITH WHITE COPY.
5. ALL SIGN IMAGING SHALL BE IN COMPLIANCE WITH THE REFLECTIVE SHEETING MANUFACTURES MATCH COMPONENT SYSTEM.
6. REQUIRES PRE-APPROVAL BY A FIRE PREVENTION CODE OFFICER.

Special Application



NOTES:

1. THE SIGN FACE SHALL BE 16" X16" AND FABRICATED FROM .080 ALUMINUM SHEET WITH 1½" RADIUS CORNERS.
2. FONT STYLE USED IS HANDEL GOTHIC BT CAPITAL FONTS
3. THE SIGN FACE SHALL HAVE A WHITE 3M DIAMOND GRADE REFLECTIVE SHEETING (DG[®] 4090 SERIES OR EQUIVALENT) APPLIED AS A BACKGROUND TO THE ALUMINUM PLATES.
4. LETTERING SHALL BE DONE ONE OF THE FOLLOWING WAYS:
 - A. 3M SCOTCHLITE ACRYLIC, TRANSPARENT, ELECTRONIC CUTTABLE FILM (RED 1172 SERIES) INVERSE CUT TO ALLOW WHITE REFLECTIVE BACKGROUND TO SHOW THROUGH.
 - B. SCREEN PRINTED USING 3M 880I OR 880-00 SERIES TRAFFIC SIGN RED TRANSLUCENT INK.
 BOTH PROCESSES (A OR B) WILL ACCOMPLISH A RED FIELD WITH WHITE COPY.
5. ALL SIGN IMAGING SHALL BE IN COMPLIANCE WITH THE REFLECTIVE SHEETING MANUFACTURES MATCH COMPONENT SYSTEM.
6. REQUIRES PRE-APPROVAL BY A FIRE CODE OFFICIAL. 602-262-6771

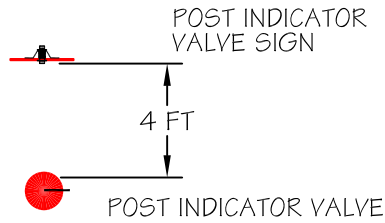
SPECIAL APPLICATION



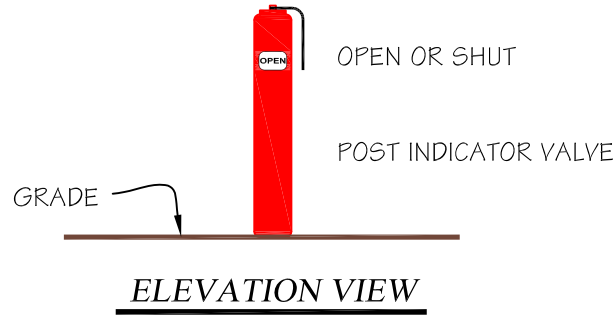
**PHOENIX
FIRE DEPARTMENT**

**SPECIAL DETAIL FOR
ACCESS CUT OUT PANEL**

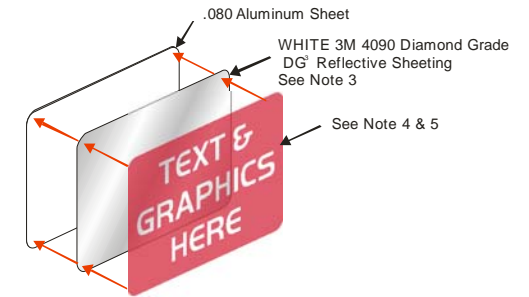
L. HERTZ DETAIL 6.20 NOV. 2013



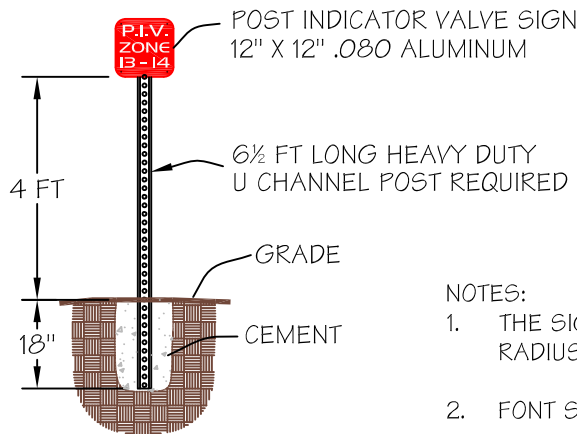
PLAN VIEW



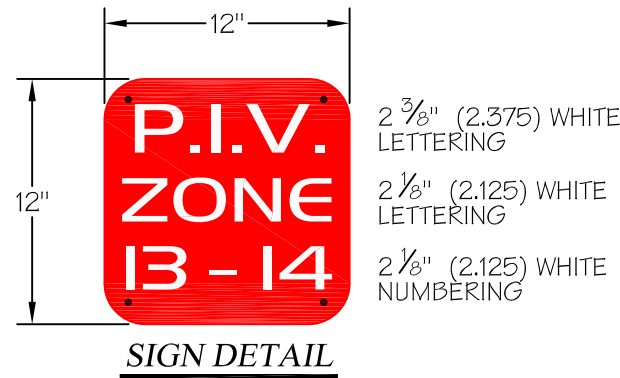
ELEVATION VIEW



TOP VIEW



**Post Indicator Valve Sign
(FRONT VIEW)**



SIGN DETAIL

NOTES:

1. THE SIGN FACE SHALL BE 12" X12" AND FABRICATED FROM .080 ALUMINUM SHEET WITH 1/2" RADIUS CORNERS.
2. FONT STYLE USED IS HANDEL GOTHIC BT CAPITAL FONTS
3. THE SIGN FACE SHALL HAVE A WHITE 3M DIAMOND GRADE REFLECTIVE SHEETING (DG³ 4090 SERIES OR EQUIVALENT) APPLIED AS A BACKGROUND TO THE ALUMINUM PLATES.
4. LETTERING SHALL BE DONE ONE OF THE FOLLOWING WAYS:
 - A. 3M SCOTCHLITE ACRYLIC, TRANSPARENT, ELECTRONIC CUTTABLE FILM (RED 1172 SERIES) INVERSE CUT TO ALLOW WHITE REFLECTIVE BACKGROUND TO SHOW THROUGH.
 - B. SCREEN PRINTED USING 3M 880I OR 880-00 SERIES TRAFFIC SIGN RED TRANSLUCENT INK.
 BOTH PROCESSES (A OR B) WILL ACCOMPLISH A RED FIELD WITH WHITE COPY.
5. ALL SIGN IMAGING SHALL BE IN COMPLIANCE WITH THE REFLECTIVE SHEETING MANUFACTURES MATCH COMPONENT SYSTEM.
6. REQUIRES PRE-APPROVAL BY A FIRE PREVENTION CODE OFFICIAL.

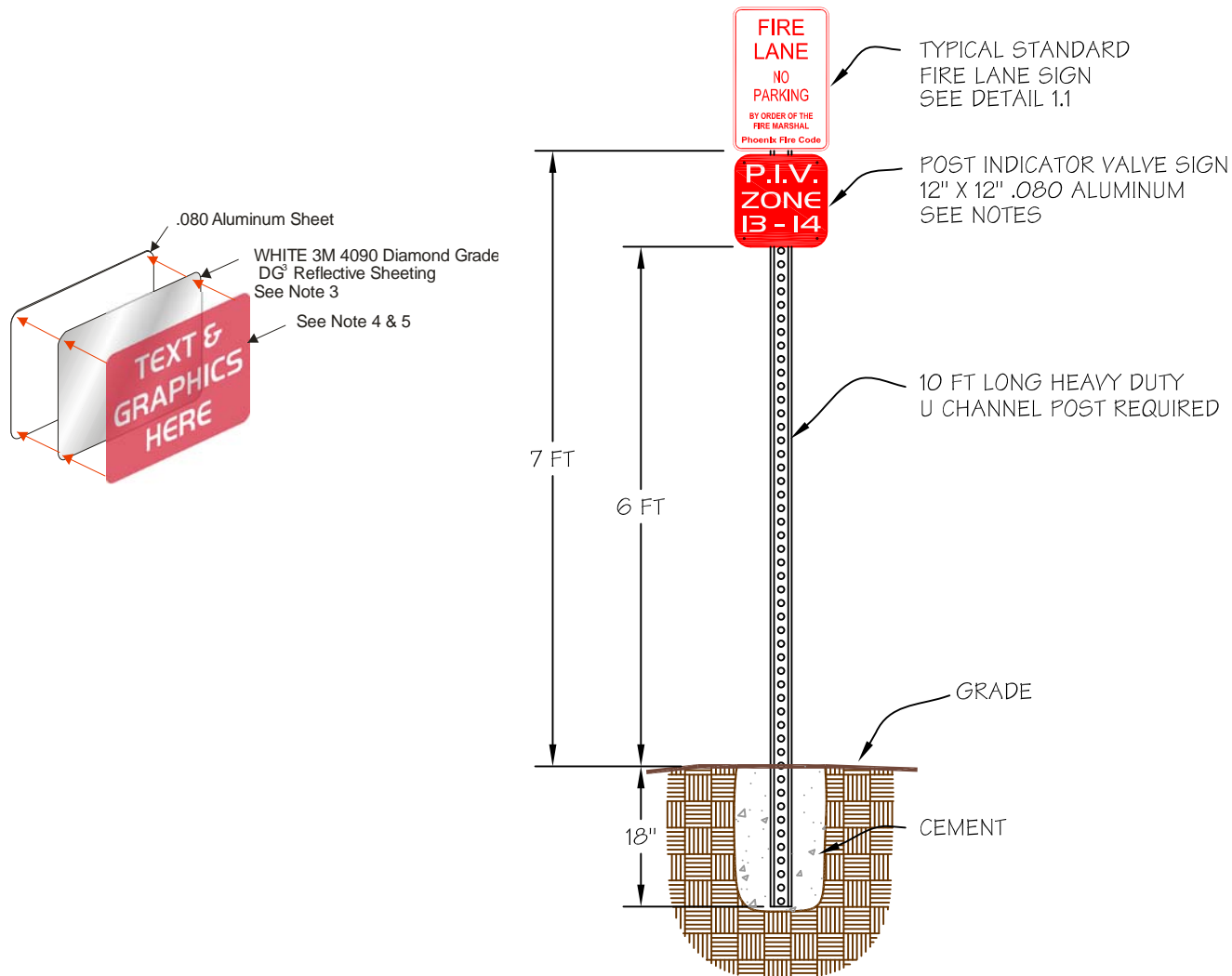


**PHOENIX
FIRE DEPARTMENT**

POST INDICATOR VALVE SIGN

L. HERTZ DETAIL 6.21 NOV. 2013


TOP VIEW



**FIRE LANE
and P.I.V. SIGNS
(FRONT VIEW)**

NOTES:

1. THE SIGN FACE SHALL BE 12" X 12" AND FABRICATED FROM .080 ALUMINUM SHEET WITH 1/2" RADIUS CORNERS.
2. FONT STYLE USED IS HANDEL GOTHIC BT CAPITAL FONTS
3. THE SIGN FACE SHALL HAVE A WHITE 3M DIAMOND GRADE REFLECTIVE SHEETING (DG³ 4090 SERIES OR EQUIVALENT) APPLIED AS A BACKGROUND TO THE ALUMINUM PLATES.
4. LETTERING SHALL BE DONE ONE OF THE FOLLOWING WAYS:
 - A. 3M SCOTCHLITE ACRYLIC, TRANSPARENT, ELECTRONIC CUTTABLE FILM (RED 1172 SERIES) INVERSE CUT TO ALLOW WHITE REFLECTIVE BACKGROUND TO SHOW THROUGH.
 - B. SCREEN PRINTED USING 3M 880I OR 880-00 SERIES TRAFFIC SIGN RED TRANSLUCENT INK.

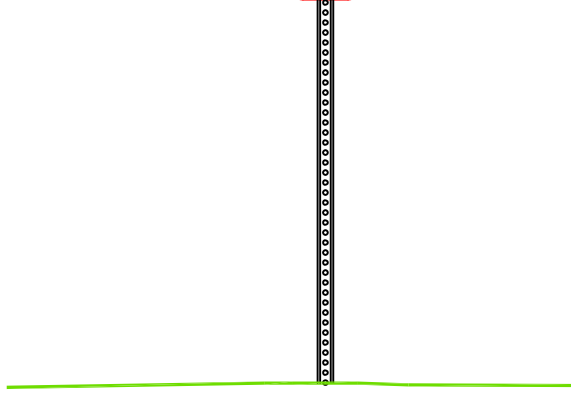
BOTH PROCESSES (A OR B) WILL ACCOMPLISH A RED FIELD WITH WHITE COPY.
5. ALL SIGN IMAGING SHALL BE IN COMPLIANCE WITH THE REFLECTIVE SHEETING MANUFACTURES MATCH COMPONENT SYSTEM.
6. REQUIRES PRE-APPROVAL BY A FIRE CODE OFFICIAL 602-262-6771.





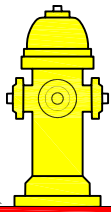
TYPICAL STANDARD
FIRE LANE SIGN
SEE DETAIL 1.1

POST INDICATOR
VALVE SIGN



OPEN OR SHUT

POST INDICATOR VALVE



GRADE

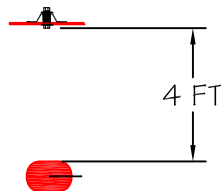
CURB & GUTTER



FIRE LANE NO PARKING

ELEVATION VIEW

FIRE LANE STENCILING
3" X 1/2" LETTERING



4 FT



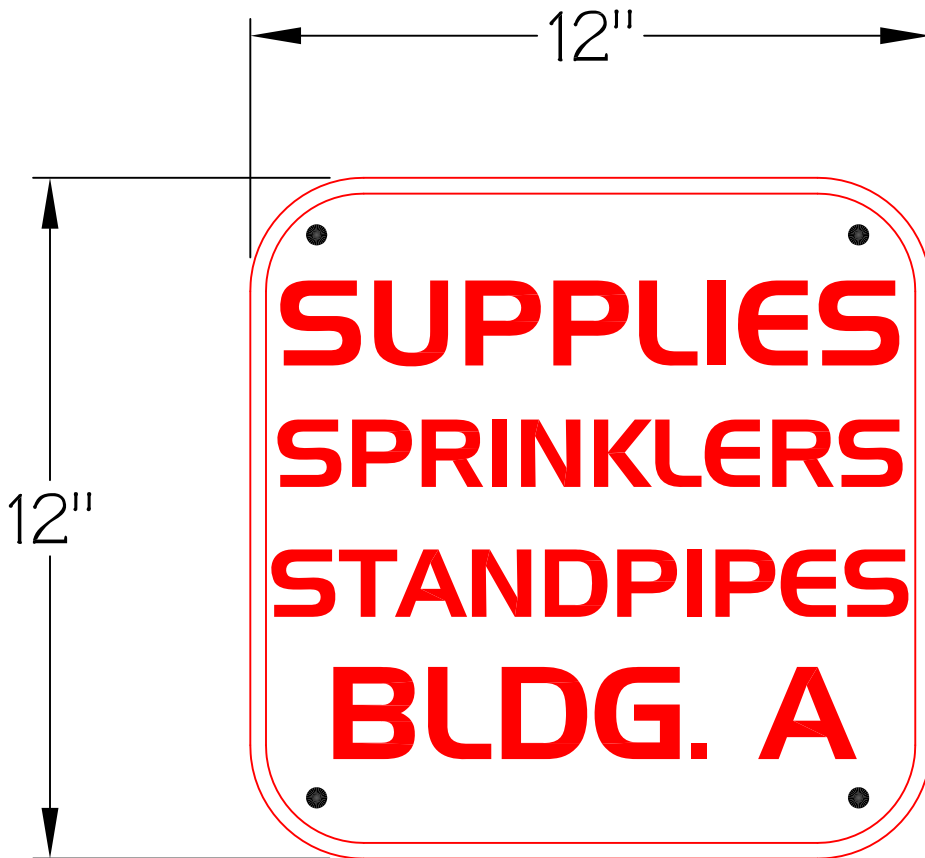
CURB & GUTTER



FIRE LANE NO PARKING

PLAN VIEW





1.5" (1½") LETTERING
 .3125 (5/16) STROKE

1.1875 (1 3/16") LETTERING
 .25" (¼") STROKE

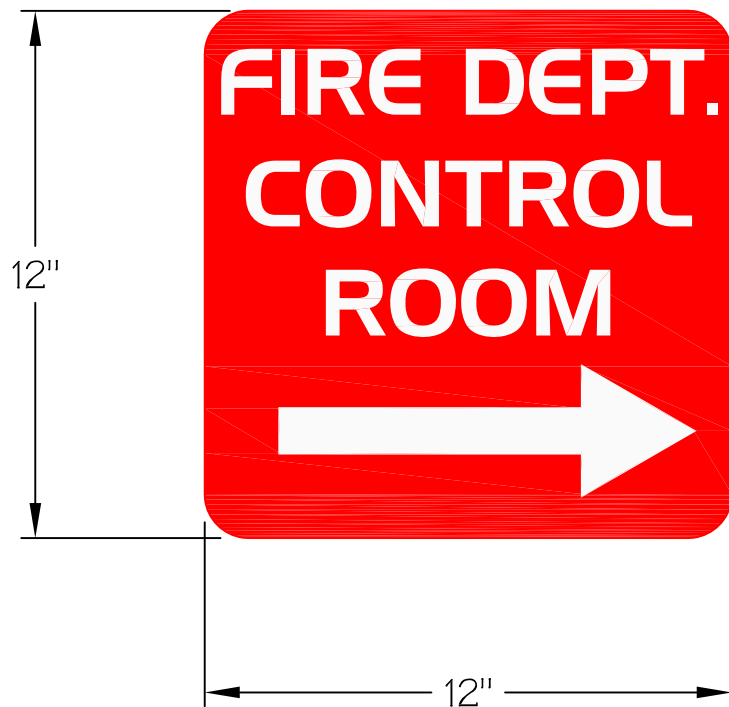
1.1875 (1 3/16") LETTERING
 .25" (¼") STROKE

1.625 (1 5/8") LETTERING
 .3125 (5/16) STROKE

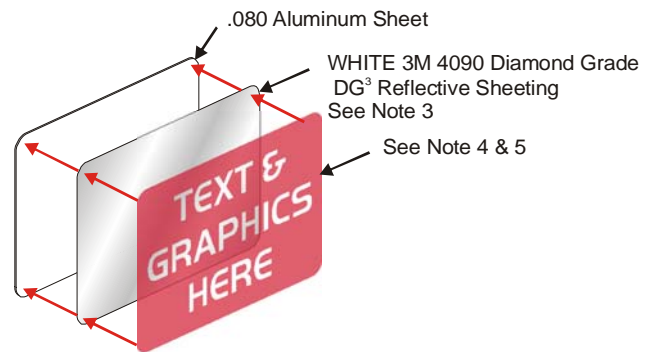
NOTES:

1. THE SIGN PLATE SHALL BE 12" x 12" X .080 ALUMINUM WITH 1½" RADIUS CORNERS.
2. THE SIGN FACE SHALL HAVE A WHITE REFLECTIVE BACKGROUND USING 3M SCOTCHLITE SIGN FACE NUMBER R7-32 OR EQUIVALENT, WITH RED SCREEN PRINTED LETTERING USING HANDEL GOTHIC BT FONT.
3. ADDITIONAL KERNING BETWEEN LETTERS AS SHOWN.
4. REQUIRES PRE-APPROVAL BY A FIRE CODE OFFICIAL 602-262-6771.
5. SIGN IS TO BE INSTALLED ON BACK FLOW PREVENTER.



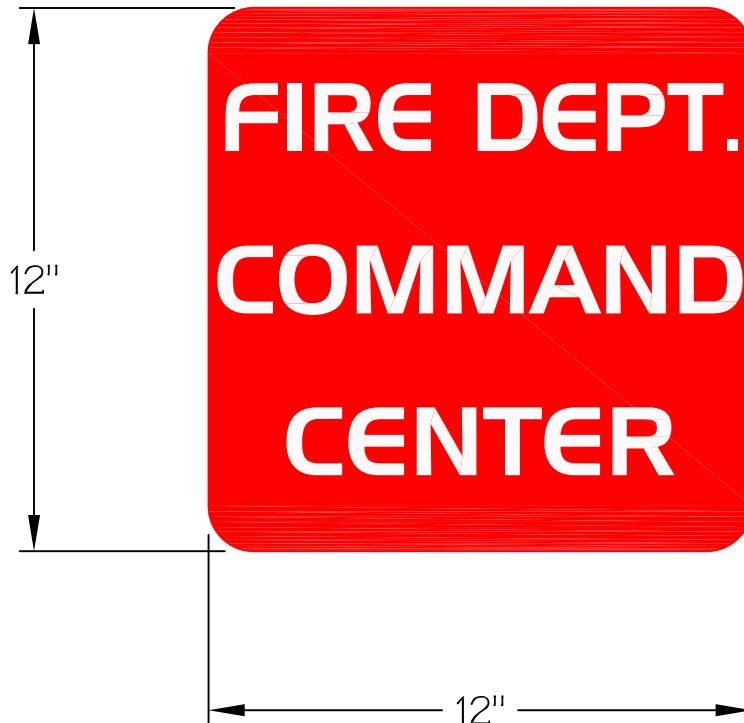


1½" LETTERING WITH
.344 STROKE
(BETWEEN 5/16" & 3/8")

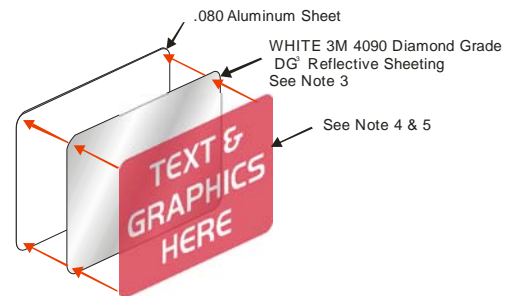


NOTES:

1. THE SIGN FACE SHALL BE 12" X 12" AND FABRICATED FROM .080 ALUMINUM SHEET WITH 1½" RADIUS CORNERS.
2. FONT STYLE USED IS HANDEL GOTHIC BT CAPITAL FONTS
3. THE SIGN FACE SHALL HAVE A WHITE 3M DIAMOND GRADE REFLECTIVE SHEETING (DG³ 4090 SERIES OR EQUIVALENT) APPLIED AS A BACKGROUND TO THE ALUMINUM PLATES.
4. LETTERING / GRAPHICS SHALL BE DONE ONE OF THE FOLLOWING WAYS:
 - A. 3M SCOTCHLITE ACRYLIC, TRANSPARENT, ELECTRONIC CUTTABLE FILM (RED 1172 SERIES) INVERSE CUT TO ALLOW WHITE REFLECTIVE BACKGROUND TO SHOW THROUGH.
 - B. SCREEN PRINTED USING 3M 880I OR 880-00 SERIES TRAFFIC SIGN RED TRANSLUCENT INK.
 BOTH PROCESSES (A OR B) WILL ACCOMPLISH A RED FIELD WITH WHITE COPY.
5. ALL SIGN IMAGING SHALL BE IN COMPLIANCE WITH THE REFLECTIVE SHEETING MANUFACTURES MATCH COMPONENT SYSTEM.
6. REQUIRES PRE-APPROVAL BY A FIRE CODE OFFICIAL. 602-262-6771



1½" LETTERING WITH
.344 STROKE
(BETWEEN 5/16" & 3/8")



NOTES:

1. THE SIGN FACE SHALL BE 12" X12" AND FABRICATED FROM .080 ALUMINUM SHEET WITH 1½" RADIUS CORNERS.
2. FONT STYLE USED IS HANDEL GOTHIC BT CAPITAL FONTS
3. THE SIGN FACE SHALL HAVE A WHITE 3M DIAMOND GRADE REFLECTIVE SHEETING (DG³ 4090 SERIES OR EQUIVALENT) APPLIED AS A BACKGROUND TO THE ALUMINUM PLATES.
4. LETTERING SHALL BE DONE ONE OF THE FOLLOWING WAYS:
 - A. 3M SCOTCHLITE ACRYLIC, TRANSPARENT, ELECTRONIC CUTTABLE FILM (RED 1172 SERIES) INVERSE CUT TO ALLOW WHITE REFLECTIVE BACKGROUND TO SHOW THROUGH.
 - B. SCREEN PRINTED USING 3M 880I OR 880-00 SERIES TRAFFIC SIGN RED TRANSLUCENT INK.
 BOTH PROCESSES (A OR B) WILL ACCOMPLISH A RED FIELD WITH WHITE COPY.
5. ALL SIGN IMAGING SHALL BE IN COMPLIANCE WITH THE REFLECTIVE SHEETING MANUFACTURES MATCH COMPONENT SYSTEM.
6. REQUIRES PRE-APPROVAL BY A FIRE CODE OFFICIAL. 602-262-6771